



Board of Elections | The City of New York

Annual Report 2011



TABLE OF CONTENTS

01	INTRODUCTION
04	PRESIDENT'S MESSAGE
05	COMMISSIONERS' PROFILES
10	EXECUTIVE MANAGEMENT
10	SENIOR STAFF
11	BOROUGH OFFICES
13	CANDIDATE RECORDS UNIT
14	COMMUNICATIONS AND PUBLIC AFFAIRS
17	VOTER REGISTRATION
23	ELECTION DAY OPERATIONS/POLL SITE MANAGEMENT
26	VOTING EQUIPMENT OPERATIONS DEPARTMENT
28	FACILITIES OPERATIONS
29	PROCUREMENT DEPARTMENT
30	ELECTRONIC VOTING SYSTEMS DEPARTMENT
32	PERSONNEL AND RECORDS MANAGEMENT
33	FINANCE
35	GENERAL COUNSEL
36	MANAGEMENT INFORMATION SYSTEMS DEPARTMENT (MIS)
38	PHONE BANK
39	BALLOT MANAGEMENT DEPARTMENT
40	2011 POST ELECTION ANALYSIS
62	GENERAL ELECTIONS TURNOUT
64	ACTIVE REGISTRATION TOTALS BY COUNTY

The Board is headed by ten Commissioners, two from each borough representing both major political parties for a term of four years approved by the New York City Council...

...A similar bipartisan arrangement of over 316 deputies, clerks and other personnel ensures that no one party controls the Board of Elections. The Board appoints an executive staff consisting of an Executive Director, Deputy Executive Director and other senior staff managers charged with the responsibility to oversee the operations of the Board on a daily basis. Together, the executive and support staffs provide a wide range of electoral services to residents in Manhattan, The Bronx, Brooklyn, Queens and Staten Island.

The Commissioners of Elections meet every Tuesday at the Executive Office, in addition to the special hearings, legislative sessions and specific issue-oriented meetings (electronic voting, election legislation, labor management, rules and budget) during the calendar year.

Commissioners of Elections in the City of New York

	BOROUGH	PARTY
JUDITH D. STUPP	Queens	Republican
JOSE MIGUEL ARAUJO	Queens	Democrat
MARIA R. GUASTELLA	Staten Island	Democrat
JOHN PETER "JP" SIPP	Staten Island	Republican
NANCY MOTTOLA-SCHACHER	Brooklyn	Republican
JULIE DENT	Brooklyn	Democrat
NAOMI BARRERA	Bronx	Democrat
JUAN CARLOS "JC" POLANCO, PRESIDENT	Bronx	Republican
GREGORY C. SOUMAS, SECRETARY	Manhattan	Democrat
FREDERIC M. UMANE	Manhattan	Republican



From left to right (top row):
Naomi Barrera, Jose Miguel Araujo, Maria R.
Guastella, Frederic M. Umane, Judith Stupp,
Nancy Mottola-Schacher

(bottom row):
John Peter "JP" Sipp, Gregory C. Soumas,
Juan Carlos "JC" Polanco, Julie Dent

Mission Statement



The Board of Elections in the City of New York, as provided under Section 3-200 of the New York State Election Law, is responsible:

- 1. To conduct fair and honest elections, from local to federal levels;**
- 2. To enfranchise all eligible New Yorkers to register to vote and to practice those rights;**
- 3. To conduct elections, certify the canvass and to retain the official records;**
- 4. Voter outreach and education.**

Briefly stated, this means:

First, the preparation of the ballot for Primary, Special and General Elections to the extent that all vacancies for public office and party positions may be filled.

Second, that qualified voters may exercise their right to franchise and that every opportunity be given to voters to execute that right and to vote for whom they choose.

Third, that the votes of the electorate at Primary, Special and General Elections be properly canvassed and that a true count be given for each candidate voted for.

Finally, that we make every effort to inform and educate the voting public of their rights as a voter and also to reach out to all Americans to instruct them in the voting process.

The following pages of this report will illustrate some of the duties as classified in the above synopsis.

President's Message

This year the dedicated and professional staff at our New York City Board of Elections continued striving to create an efficient agency where we maximized output by creating a more professionalized agency and streamlined our election systems to serve our 4.6 million registered voters.

Our team, led by Dawn Sandow, Deputy Executive Director, and Pamela Perkins, Administrative Manager, was able to successfully implement initiatives and work in synergy with other agencies across the city to improve our operations both on election days and during the preparation year round.

The following report will highlight many of the important factors to consider when evaluating the successes of the agency. Some of these include detailed analysis of voter registration, poll worker recruitment and participation. A total costs analysis of where the agency was able to maximize efficiency and saving New Yorkers millions of dollars. We also illustrate advancements in technologies and the key modernizations that the board incorporated at the request of our voters such as the new on-line sample ballots. From moving to a greener more environmentally friendly agency to the laws we worked tirelessly to pass in Albany in an effort to create a smoother Election Day and a more user friendly ballot, all is here for your review.

We continued our tremendous public education campaign in which we relentlessly exposed New Yorkers to the realities of a new voting system. Working with our elected officials we continued to visit every part of the city and demonstrated the ease of the new ballot scanning system.

Working closely with Councilwoman Brewer, the Citizens Union, League of Women Voters, the Department of Information Technology and Telecommunications, and countless good government groups, the Board now has implemented an online sample ballot system allowing for New Yorkers to visit our website and make themselves familiar with a sample of the paper ballot they will use on Election Day.

Our Executive Management streamlined our agency's budget, effectively saving taxpayers over seven million dollars in costs and executing successful elections across the city. As a matter of fact, the agency optimized output and saved a total of 13.5 million dollars.

Yearly our dedicated Board of Elections staff completes the following:

- Recruiting and preparing more than 36,000 poll workers, inspectors and monitors on advantages and operations of the new scanners, BMDs and poll worker procedures

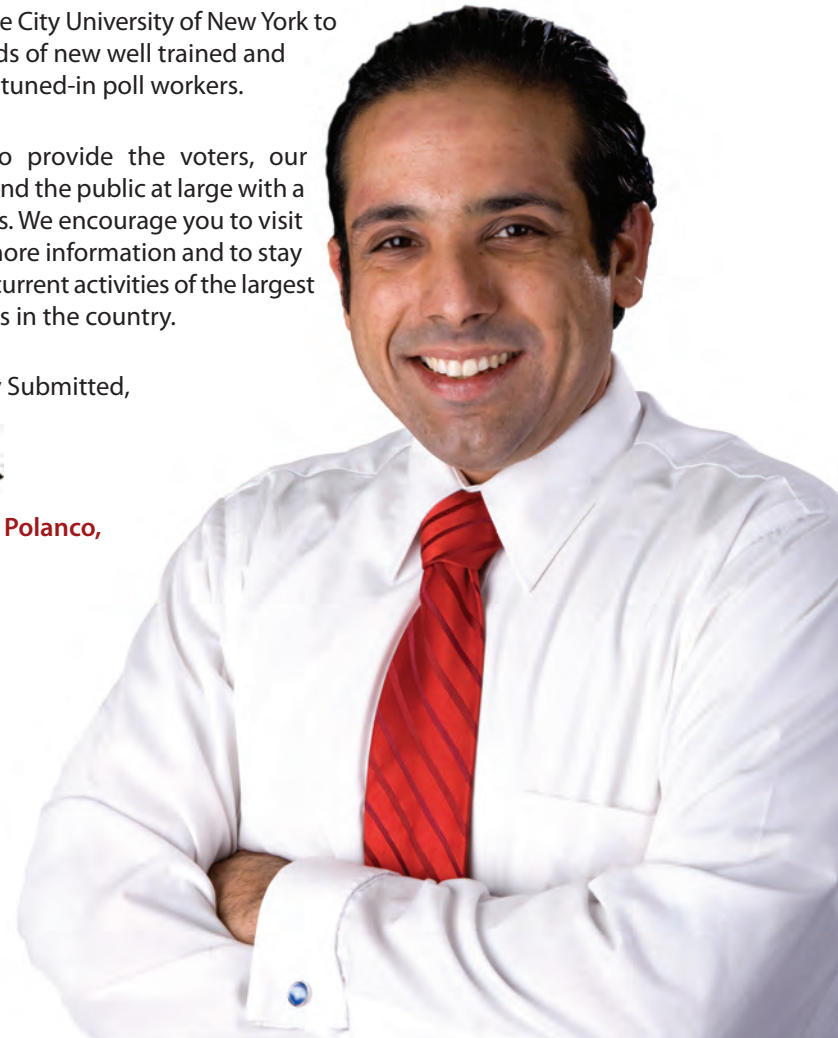
- Effectively completing City acceptance and functional testing on more than 5,700 optical scanners and BMDs
- Evaluating approximately 1,300 poll sites for suitability for the new voting system
- Working with NYPD Commissioner Kelly in revolutionizing how we interact with the department and successfully coordinated with more than 4,500 NYPD officers on Election Day
- Renovating more than 150,000 square feet of voting machine facility space to store the new scanners, BMDs and other materials
- Programming more than 10,000 portable memory devices for the optical scanners
- Saving eight million dollars in printing costs
- Working with the City University of New York to recruit thousands of new well trained and technologically tuned-in poll workers.

Our goal was to provide the voters, our elected officials and the public at large with a thorough analysis. We encourage you to visit our website for more information and to stay informed on the current activities of the largest Board of Elections in the country.

Very Respectfully Submitted,



Juan Carlos "J.C." Polanco,
President



MARIA R. GUASTELLA ESQ., Commissioner

Maria R. Guastella is the Democratic Commissioner from Richmond County. Ms. Guastella was unanimously appointed to the New York City Board of Elections in 2011 by the city Council of the City of New York.

In January, 2012, she was duly elected President of the Commissioners of the New York City Board of Elections.

Ms. Guastella received her Juris Doctorate in 1994 from City University of New York School of Law. She received a Bachelor of Science from John Jay College of Criminal Justice in 1991.

Ms. Guastella was admitted to practice law in the State of New York in 1994 and admitted to practice law in the Federal Courts in 1998.

After law school, Ms Guastella was a trial attorney with the Legal Aid Society, Criminal Defense Division assigned to Kings county. In 1997, she left the Legal Aid Society to take a position as a staff attorney with the Law Firm of Battiste, Aronowski & Suchow. In 2001, Ms. Guastella opened her own law office with a specialization in criminal litigation.

Ms. Guastella resides in Staten Island with her husband and two children.



Staten Island

JOHN PETER "JP" SIPP JR. ESQ., Commissioner

John Peter Sipp Jr. is the Staten Island Republican representative and was appointed by the New York City Council in 2009.

At the start of his career as an attorney, Mr. Sipp managed personal injury matters from inception through trial and tried more than 20 cases to verdict. In 2001, he joined his father and brother as a partner at The Sipp Law Firm where he managed cases, including contract, estate, personal injury and environmental litigation. Mr. Sipp was appointed to serve as Guardian, Court Evaluator and attorney for Alleged Incapacitated Persons in numerous Article 81 matters in both Richmond and Kings Counties.

Mr. Sipp is a graduate of Fordham University and Quinnipiac University Law School and is a native of Staten Island. He lives in West Brighton with his wife and two daughters.





GREGORY C. SOUMAS ESQ., Secretary

Gregory Soumas is the New York City Board of Elections Democratic representative from Manhattan and was appointed by the New York City Council in 2005.

Mr. Soumas graduated from Syracuse University with a bachelor of arts degree in political science and earned a juris doctor degree from Suffolk University Law School in Boston, MA.

A native New Yorker, Mr. Soumas was born in Manhattan and raised in the Riverdale section of the Bronx. He currently lives on the Upper West Side of Manhattan with his wife, Robin. He has been a Democratic Party district leader since he was first elected in 2002.

Manhattan



FREDERIC M. UMANE ESQ., Commissioner

Frederic M. Umane has served as a commissioner of the New York City Board of Elections since 1995. A Republican from Manhattan, he was president of the Board during the 2005 mayoral election and has been active in local politics for more than twenty years.

An attorney, Mr. Umane is a partner at Zeichner Ellman & Krause and heads the firm's transactional banking, corporate and real estate group. He has substantial experience in bank regulatory matters and issues involving mortgage fraud, automobile and hotel finances.

Mr. Umane is admitted to the practice of law in New York State and the federal courts. He is an active member of the American Bar Association as well as the Associations of the Bar of the City of New York and New York State.

He received his J.D. from Albany Law School and his B.A. from Union University. Mr. Umane is married to Susan Umane and they have two children, Ryan and Bradley.

JUAN CARLOS “JC” POLANCO ESQ., MBA, President

J.C. (Juan Carlos) Polanco is the New York City Board of Elections Republican representative from Bronx County and was appointed by the New York City Council in 2007.

Mr. Polanco presently serves as director of the New York City Regional Office for State Assembly Minority Leader James N. Tedisco. He is the principal of Polanco Law, PLLC and is licensed to practice law in the states of New York and New Jersey. He is a real estate broker for the Polanco Organization, LLC. In addition, Mr. Polanco is an adjunct professor at Boricua College and CUNY/Borough of Manhattan Community College, where he specializes in ethnic studies, history and political science.

Previously, Mr. Polanco spent three years teaching social studies at Harry S. Truman High School in the Bronx. He earned his bachelor's degree in History / Political Science from The State University of New York. In 2005, as a night student, he completed a Juris Doctor and a master of business administration degree at Fordham University.

A member of the New York Republican State Committee, Mr. Polanco serves as executive district leader for the 80th Assembly District and is a vice president of the GOP in Bronx County.



Bronx

NAOMI BARRERA ESQ., Commissioner

Naomi Barrera is a graduate of Brooklyn Law School (*J.D. 2002*) and SUNY Purchase (*B.A. in Political Science, 1998*). She is admitted to practice in the State of New York and the Southern and Eastern Districts of the United States District Courts of New York.

Shortly after admission to the New York State Bar in April 2003, Mrs. Barrera opened the law offices of Johnson & Silie, LLP, along with a business partner. Her primary area of practice was residential real estate. In October 2006, Mrs. Barrera launched the law offices of Naomi Silie, P.C., where she continued handling real estate transactions as a solo-practitioner.

On December 18, 2008, Mrs. Barrera was appointed by the New York City Council to serve a four-year term as the Bronx Democratic Commissioner for the New York City Board of Elections.





NANCY MOTTOLA-SCHACHER ESQ., Commissioner

Nancy Mottola-Schacher is the New York City Board of Elections Republican representative from Kings County and was appointed by the New York City Council in 2001.

An attorney, Ms. Mottola-Schacher has served as the law judge for the New York State Workers' Compensation Board. She was the law secretary for Judge Joseph Soviero and served as the senior attorney for the New York State Mental Health Information Service, second Judicial Department.

Ms. Mottola-Schacher earned her B.A. from St. John's University and her J.D. from St. John's Law School.

She has been the president of the Brooklyn Women's Bar Association and was named the Kings County "Republican of the Year for Community Service" by the Brownstone Republican Club. Ms. Mottola-Schacher has been honored with the national achievement A.M.I.T.A. award as the most distinguished American woman of Italian descent in the field of law.

She was also named Republican of the Year by the Kings County Republican party in 2001.

Brooklyn



JULIE DENT, Commissioner

Julie Dent was appointed to the New York City Board of Elections in July 2007 as the Democratic commissioner representing Kings County.

A community activist, counselor and teacher, Ms. Dent is the executive and educational director of the Audrey Johnson DayCare center and chairs the local Community Board where the preschool is located. She is a former Executive Board member of School Board District 32, the former vice chairperson on the Advisory Board of Woodhull Hospital and she has collaborated with the New York City Police Department and Citizen Committee of New York to engage youth in responding to the needs of the elderly in the community.

Ms. Dent is listed in Who's Who in American Education and Who's Who of American Women. She has been honored by the Professional Association of Day Care Directors, the New York City Council and the Federation of Protestant Welfare, Inc, NY State Senate, NY State Assembly, Brooklyn District Attorney, Former Mayor Giuliani and current Mayor Michael Bloomberg. She is also the recipient of the 2007 National Association of Childcare Professionals, and of the 2009 Women of Distinction Award from the New York State Senate. She was recently elected to the Legislative Committee of the Elections Commissioners Association of NY State.

Ms. Dent has earned a master's degree with honors in education from the City College of New York. She received her bachelor's degree from Empire State College in Saratoga Springs, NY and associate's degree from the Borough of Manhattan Community College. She is the extremely proud mother of her only child, Christopher, who serves as an NYPD Police Officer. Her family members are her strongest supporters.

JUDITH D. STUPP, Commissioner

Judith Dolan Stupp, a native of Albany, New York, has served the NYC Board of Elections as a Commissioner since October 2008. She was recently elected to the Legislative Committee of the *Elections Commissioners Association of New York State*. Judy devoted the bulk of her career to the New York State Senate, where she served four Senate Majority Leaders as Manager of Downstate Operations, based in Manhattan. Previously, she was a Legislative Aide to Senator Roy M. Goodman, then Chairman of the Committee on Investigations.

Prior to her marriage and move to New York City, Judy was the Committee Clerk of the Senate Committee on Mental Hygiene, then chaired by Senator Frank Padavan. A graduate of St. John's University, Judy is active in her Queens community, and has been an *NYC Learning Leader* in the public school system.

Married to former NYC Aging Commissioner Herbert W. Stupp, Judy is the mother of two children, Matthew and Catherine.



Queens

JOSE MIGUEL ARAUJO ESQ., Commissioner

Jose Miguel Araujo was appointed to the New York City Board of Elections in 2008 and serves as the Democrat representative from Queens.

A Democrat, Mr. Araujo graduated from John Jay College of Criminal Justice with a Bachelor of Science Degree in Criminal Justice. He went on to receive his Juris Doctorate from the City University of New York School of Law and is a practicing attorney in the areas concerning Criminal Guardianship/Article 81 of the Mental Hygiene Law, Wills and Estate and Real Estate.

As a member of the Board's Public Education Subcommittee, he was integral in the implementation of the citywide public education campaign intended to inform New Yorkers of new changes to the voting system resulting from the Congressional Help America Vote Act.

Mr. Araujo and his wife Rita live in Queens with their four sons Justen, Joel, Ricardo and Ariel.



Executive Management



DAWN SANDOW
Deputy Executive Director



PAMELA GREEN PERKINS
Administrative Manager

Senior Staff

DOROTHY DELAYO

Director of Personnel/Records Management Officer

STEVEN FERGUSON

Director of Management Information Services

BETH FOSSELLA

Coordinator of Voter Registration Activities

TROY JOHNSON

Coordinator of Candidate Records Unit

DANIEL LAVELLE

Phone Bank Supervisor

JOHN LUISI

Agency Chief Contracting Officer

JOHN NAUDUS

Director of Electronic Voting Systems

JOHN P. O'GRADY

Chief Voting Machine Technician

ROSANNA KOSTAMOULAS RAHMOUNI

Coordinator of Election Day Operations

STEVEN H. RICHMAN

General Counsel

THOMAS SATTIE

Ballot Management Supervisor

RAPHAEL SAVINO

Enforcement Counsel

NICHOLAS SQUICCIARINI

Facilities Manager

VALERIE VAZQUEZ

Director of Communications & Public Affairs

JOHN WARD

Finance Officer

CHARLES WEBB III, STEVEN DENKBERG

Counsels to the Commissioners

Borough Offices

MANHATTAN

200 Varick Street, New York, NY 10014
(212) 886-2100

GREG LEHMAN (left)
Chief Clerk

TIMOTHY GAY (right)
Deputy Chief Clerk



BRONX

1780 Grand Concourse, Bronx, NY 10457
(718) 299-9017

ANTHONY RIBUSTELLO (left)
Deputy Chief Clerk

MARRICKA SCOTT-MCFADDEN (right)
Deputy Chief Clerk



BROOKLYN

345 Adams Street, Brooklyn, NY 11201
(718) 797-8800

DIANE HASLETT-RUDIANO (left)
Chief Clerk

MARYROSE SATTIE (right)
Deputy Chief Clerk



Borough Offices Cont'd

QUEENS

126-06 Queens Blvd, Kew Gardens, NY 11415
(718) 730-6730

BARBARA CONACCHIO (left)
Chief Clerk

KATHERINE JAMES (right)
Deputy Chief Clerk



STATEN ISLAND

1 Edgewater Plaza, 4th Fl., Staten Island, NY 10305
(718) 876-0079

SHEILA DELGIORNO (left)
Chief Clerk

ANTHONY ANDRIULLI (right)
Deputy Chief Clerk



Candidate Records Unit



TROY JOHNSON
Coordinator, Candidate Records Unit

The Candidate Records Unit (CRU) of the Board of Elections in the City of New York is responsible for the receiving, recording, processing and tracking of all candidates and objector document filings as well as proofing of candidate names that achieve ballot status for Primary, General and Special Election Events.

The CRU staff maintains accurate candidate status on all these items in order to ensure an accurate ballot. The staff prepares, reviews, updates and corrects errors identified on all reports that feed the proofs of voting machine and paper (absentee, military, Ballot Marking Device, and standby emergency) ballots.

The unit also has a limited responsibility for receiving, recording and monitoring candidate compliance documents for In-Lieu-Of filers only as part of the Campaign Financial Disclosure requirements. CRU received 538 financial disclosure reports from various candidates, political party committees and political action committees in 2011. CRU staff makes courtesy telephone calls and sends non-compliance notices to treasurers by US Certified Mail as well as notifying non-compliant candidates by regular First Class Mail. Non-compliant candidates and committees are reported to the Commissioners of Elections, who instruct the Agency Enforcement Officer to begin legal proceedings against those in violation.

2011 DESIGNATING AND NOMINATING PETITIONS RECEIVED

	Designating	Independent
Petitions Received	726	14
Challenged	406	12
Specifications Filed	129	2
Found Invalid by Board	517	5



VALERIE VAZQUEZ
Director of Communications and
Public Affairs

One of the Board's top priorities is to ensure that every Election Day is implemented as smoothly as possible. To raise awareness and understanding about the new voting system, the Board conducted a comprehensive public education campaign to prepare voters prior to the 2010 Election. Building on the foundation created during the 2010 campaign, the Board continued its education efforts in 2011 to ensure New York City voters were becoming more familiar with using the new voting system during the 2011 Election cycle.

APPROACH

The 2010 Election marked the first time voters used the new voting system and as a result, was also the first time poll workers assisted voters using a paper ballot. Lessons were learned and used to prepare and strengthen procedures for future Elections. As a trained poll worker corps is an essential element of any successful Election Day, the Board took steps to provide poll workers with the knowledge and tools necessary to successfully implement the Election. A key element of this preparation was a heavy focus on poll worker and interpreter recruitment to assist in replenishing a robust poll worker corps. As a result, the Board's 2011 public education campaign centered on a multi-pronged approach:

1. Continued voter education to raise awareness and prepare voters to use the new voting system;
2. Recruitment of eligible New York City voters to serve as poll workers and interpreters and to provide them with real time experience with voters using the new system on Election Day; and
3. Increasing voter registration by attempting to register new voters at all scheduled outreach events.

2011 Public Education Campaign Goals

- Continue to Educate NYC Voters
- Recruit New Poll Workers/
Register new Voters

Communications and Public Affairs Cont'd

AUDIENCE

Voters in all five boroughs were potential targets for the 2011 public education and poll worker recruitment campaign. This included first time voters as well as senior citizens, multicultural voters, and voters with disabilities. By federal mandate, all voter information was provided in English, Spanish, Chinese and Korean.

STRATEGY AND EXECUTION

The public education campaign continued to use and build upon a surround-sound communications approach that delivered key messages and engaged targeted audiences in voter education efforts and recruitment opportunities. Due to New York City's diverse voter population, the Board implemented a campaign that integrated a range of tactics including stakeholder engagement, digital outreach, materials development and earned media.

- Bipartisan Outreach team members attended events across the city to encourage eligible voters to serve as poll workers while educating and preparing voters for Election Day.
- Outreach was continued to key stakeholders to enlist their support in educating audiences about the new voting system and encouraging poll worker applicants.
- Social media engagement was ramped up to further grow the Board's digital audiences and stakeholders.



- The Vote the New Way website and the Board's main website, www.vote.nyc.ny.us, remained valuable education tools that provided Board updates and information on using the new voting system.
- Educational materials in multiple languages were distributed at community events and made available on the Board's website.
- Targeted media outreach was conducted that focused on providing information about the new voting system and encouraging eligible voters to serve as poll workers and interpreters. Campaign highlights such as an online voter survey, the posting of online sample ballots and the distribution of voter tips prior to Election Day were pitched to the media to help spread information to all NYC voters.

Immediately following the 2011 General Election, the Board compiled a Post Election Day Analysis that outlined measures to control costs. This report was deployed to media outlets and key stakeholders across the city to cascade the Board's cost reduction efforts and to highlight steps taken to strengthen Election Day operations. In preparation for a robust 2012 Election cycle, the Board also applied for and was awarded additional state grant funds to amplify education and recruitment efforts.

RESULTS AND IMPACT

The 2011 Election cycle included significantly fewer contests than the 2010 Election and the November 8 General Election saw a five percent voter turnout rate. Despite the anticipated decrease in voter turnout on Election Day, the Board didn't cease education or recruitment efforts. Rather, the Primary and General Election were used as opportunities to provide poll workers with additional real time experience with the new voting system.

While efforts began prior to the 2010 Election, the Board's public education campaign continued its strong push to help prepare all voters to use the new voting system through 2011. The Board's efforts to raise awareness among New York City's diverse voter population received acknowledgment from two distinguished public relations organizations. The Board's efforts earned a Multicultural Campaign Honorable Mention in *PRNews*' 2011 Platinum PR Awards and the Vote the New Way education campaign was named as a finalist in the Public Sector Campaign of the Year category in *PRWeek*'s 2012 Awards (winner to be announced March 2012).



Additional highlights of the 2011 public education campaign include:

- The Board's posting of online sample ballots marked a milestone in the Board's efforts to assist in preparing voters to use the new voting system. To announce this significant enhancement, the Board conducted a press conference alongside key partners including Council Member Gale A. Brewer, Chair, Committee on Governmental Operations and the Department of Information Technology and Telecommunications (DoITT). Board President J.C. Polanco also participated in media interviews following the announcement.

- Due in part to the public education campaign's focus on recruitment, the Board exceeded its goal of collecting 4,000 poll worker and interpreter applicants prior to the 2011 Primary Election.
- The Board's outreach team proactively engaged with over 400 local community groups throughout New York City in addition to elected officials to encourage voter education and poll worker recruitment.
- The outreach team staffed over 175 community events throughout all five boroughs to educate voters about the new voting system, recruit eligible residents to serve as poll workers or interpreters, as well as register voters.
- The media relations team engaged with a working media list of 245 print, television, radio and internet outlets; Board spokespeople participated in multiple media interviews including four television spots.
- During the 2011 campaign, the Board grew its Facebook "likes" to 184 and its Twitter following to 181. Since the 2010 campaign, the Board's YouTube channel has garnered over 3,100 views.
- On Election Day, the team engaged with NYC voters through timely Facebook postings and Twitter messages starting when the poll sites opened and continuing until the poll sites closed. The Board Twitter handle was @-tweeted or retweeted nearly 50 times on Primary Day and approximately 50 times during the General Election.



Voter Registration



BETH FOSSELLA
Coordinator, Voter Registration

As the Coordinator of the Voter Registration Department, my staff and I are responsible for all activities that pertain to registering people to vote in the five boroughs of New York City. This includes:

- Overseeing the Boroughs' responsibility to maintain the records of all registered voters. The total number of registered voters in the City of New York for **2011** according to the New York State Board of Elections Data Base is **4,391,771**. These numbers include both Active and Inactive voters (Active voters – **4,044,152**; Inactive voters – **347,619**). These figures are run twice a year, on April 1st and November 1st, and are posted on the New York State Board Web Site.
- Reaching out to all eligible voters in the City of New York, making them aware of the importance of being a registered voter and how much their vote counts. This is accomplished thru:
 1. Conducting registration drives at various community activities (i.e., street fairs, job fairs, community organization meetings, senior citizen community centers) and providing material that will help explain the process of voting.
 2. Distributing voter registration material to the public. It is to be noted that all voter registration material is translated, in accordance to law, into three languages – Spanish, Chinese and Korean.
- Providing and making sure that all registration material is updated in accordance with New York State Law.
- Sorting all registration applications according to the following: Borough, time stamp, numbers and coding – Registration, Department of Motor Vehicles and Agency, Code "9" selected city agencies, Code "D"- Department of Education (CUNY). The registrations are put in borough order and distributed to the boroughs on a daily basis, for borough processing into the voter system.
 - Borough
 - Time Stamp
 - Tracking numbers and coding
 - a. Registration
 - b. DMV
 - c. Agency Code 9 (Selected City Agencies)
 - d. Code D (BOE) (CUNY)
- In 2002, Congress passed and the President of the United States signed into law the "Help America Vote Act" (HAVA). This was the means by which the federal government committed to fund sweeping election reforms which would enhance the voting

process in this country. Previously, a potential voter was not asked to provide a means of identification when filling out a registration application. Once HAVA took effect, identification was required. Effective January 1, 2006 all first time voter registrations within the State of New York have to provide the same information heretofore requested of voters who registered by mail after January 1, 2003. In order to accommodate the voter, the registration application was redesigned to provide a box where this HAVA ID information was required. Those who did not provided the necessary identification information, would receive a "First Time Voter Letter," asking them to provide the identification information. If no identification was sent by the time of the election, the voter would be asked to provide this information at the poll site, and if they still did not provide it, they would not be allowed to vote on the Scanner, but would have to vote by affidavit ballot.

- Ordering and tracking all voter registration materials in the Manhattan Facility where they are stored, as well as in the General Office.
- Making sure that all Voter Registration material is updated and translated into the four languages required by law, English, Spanish, Chinese and Korean.
- In 2010 the State Board of Elections redesigned the registration application to include "Organ Donor" information that is sent to the Board of Health on a weekly basis.
- In 2011 the State Board of Elections redesigned the absentee ballot application.
- Providing and updating all voter registration information that must be put up on the Board of Election's web page. This information is supplied in English, Spanish, Chinese and Korean.
- Providing Russian translation "Registration and Voting" booklet on the web page with English registration application. This was done as per State Law.

CODE 9 – AGENCY REGISTRATION

In May 2000, the New York City Council passed legislation (Local Law 29) which requires that 20 City agencies provide voter registration forms to their clients, contractors, sub-contractors (literally anyone with whom they come in contact) in the performance of services, mailings and whatever other transactions take place on a daily basis.

The law requires that the Board of Elections supply these agencies with all the material they will need in the performance of these tasks, i.e. registration forms, display boxes, booklets, posters in all the four languages that are required by law (English, Spanish, Korean and Chinese). The total number of Code "9" registration applications that were given out in 2011 was **149,550**.

TOTAL NUMBER OF CODE "9" PROCESSED BY BOROUGHES IN 2011

Manhattan	341
Bronx	455
Brooklyn	598
Queens	671
Staten Island	311

CUNY (THE CITY UNIVERSITY OF NEW YORK)

CUNY requested 107,000 Code "D" registration forms to be delivered to the main offices of the CUNY schools. The "Code "D" registration applications contain a small box at the upper Left hand corner of the registration application with the letter "D" in it. This enables the board to track how many of these registrations are processed.

TOTAL NUMBER OF CODE "D" PROCESSED BY BOROUGHES IN 2011

Manhattan	362
Bronx	526
Brooklyn	1,043
Queens	713
Staten Island	355

TOTAL NUMBER OF REGISTRATIONS RECEIVED IN GENERAL OFFICE 2011 FOR THE 5 BOROUGHES

REG	83,657
DMV	99,169
AGENCY	33,399
CODE 9	2,376
CODE D	2,999

INFORMATION NOTICES

In August of each year the Board of Elections sends out Voter Information Notices to all Active and Inactive Registered Voters. These Information Notices give the voter all the necessary information regarding the upcoming elections as well as informing the voter where their Poll Site is and at what district the voter must vote.

Many voters had commented in the past that their Poll Site had been changed and they were not aware of it, so that when they went to vote they had to vote at another Poll Site.

Voter Registration Cont'd

In 2005, the Information Notices were redesigned to include notice to the voter that they had a Poll Site change. The space on the Information Notice indicating the change of poll site was **BOLDED**.

- The Normal file – the poll site remained the same
- The Bold file – the poll site has been changed
- The new site will be printed in bold letters.

The 2011 Information Notice was redesigned to include the instructions for the use of the new voting scanner.

The total number of Information Notices sent out to Active voters in August 2011 was 3,914,916.

In August of 2011 Information Notices:

2011 Board of Elections Voter Information Notices

Qty: 10 lots, total of 3,999,627

Borough	Normal Active	Bold Active	Total
New York	868,455	46,519	914,974
Bronx	606,697	0	606,697
Brooklyn	1,208,211	11,940	1,220,151
Queens	985,635	18,964	1,004,599
Staten Island	245,918	7,288	253,206
TOTAL	3,914,916	84,711	3,999,627

Printing cost to New York City Board of Elections

Printing, 9 lots, total of 3,999,627..... \$395,403.12 or (\$98.86/M)

Mailing, 9 lots, total of 3,999,627.....\$334,368.93 or (\$83.60/M)

Total: \$729,771.93

The Confirmation Notices are sent out to the voters whose Information Notices were returned to the Board of Election as Undeliverable. Confirmation Notices are sent to check whether a voter is indeed not living at the address that appeared on the Information Notices.

If the Confirmation Notices is returned as undeliverable, then the voter is made INACTIVE. The Inactive code is **X**. This voter goes from an Active to an Inactive (A to X) status. Total for 2011 – There were 96,991 placed into this status.

LIBRARIES AND POST OFFICES

In January we began the distribution of our usual supply of registration forms (in all four languages) to all the libraries and post offices in New York City. Included with these were posters, a display box and order forms which could be faxed to us requesting replacement supplies.

The total number of Registration Forms distributed for 2011 were as follows:

Post Offices – 255 Libraries – 206
TOTAL - 63,500 registrations **TOTAL - 46,350 registrations**

REGISTRATION SUMMARY FROM ALL SOURCES

NUMBER OF NEW REGISTRANTS PROCESSED IN 2011	131,071
NUMBER OF MOVERS WITHIN COUNTY PROCESSED IN 2011	84,135
TOTAL NUMBER OF ENROLMENT CHANGES	33,732
TOTAL NUMBER OF DUPLICATES	4,773

CANCELLATIONS

TOTAL NUMBER OF REGISTRATIONS CANCELLED	313,320
NUMBER OF CANCEL NOTICES SENT TO OTHER COUNTIES	2,948
NUMBER OF CANCEL NOTICES SENT TO SBOE FOR OTHER STATES	10,170

GENERAL INFORMATION

NUMBER OF MILITARY VOTERS ON FILE IN THE COUNTIES	3,197
NUMBER OF PERM/DISABLED VOTERS ON FILE IN THE COUNTIES	25,083
NUMBER OF SPECIAL FEDERAL VOTERS ON FILE IN COUNTIES	72
NUMBER OF INACTIVE VOTERS ON FILE AS OF DECEMBER 31, 2011	322,358

The New York State Board of Elections produces the enrollment figures for all counties on their web site on April 1st, and November 1st of each year. In order to access these figures you can go to:

- Go to www.vote.nyc.ny.us
- Link to State Board – www.elections.state.ny.us
- Enrollment totals for 5 boroughs as of November 1, 2011

Voter Registration Cont'd

NEW YORK CITY VOTERS ENROLLMENT BY COUNTY, VOTERS REGISTERED AS OF NOVEMBER 1, 2011 BY STATE BOARD OF ELECTIONS.

Borough	Democratic	Republican	Conservative	Working Families	Independence	Green	Other	Blank
Manhattan	707,990	107,049	1,924	1,919	31,083	1,824	379	181,995
Bronx	508,975	44,898	3,167	2,685	13,379	343	85	90,837
Kings	955,006	122,740	4,604	4,855	28,880	2,235	263	222,982
Queens	705,121	136,140	6,058	3,018	26,323	1,106	157	205,570
Richmond	122,981	78,373	4,366	1,036	8,540	235	59	52,591
TOTALS	3,000,073	489,200	20,119	13,513	108,205	5,743	943	753,975

Voter Type Total

Borough	E-Special	F-Federal	H-R (Mail Address)	M-Military	O-Overseas	P-Permanent Absentee	Regular Voter
Manhattan	24	13,380	9,257	691	22	4,047	902,728
Bronx	40	1,423	6,801	616	4	3,095	592,280
Kings	6	2,365	13,495	271	6	8,677	1,208,429
Queens	4	5,232	8,346	1,223	2	6,839	992,072
Richmond	0	576	1,751	323	5	2,285	249,924
TOTALS	74	22,976	39,650	3,124	39	24,943	3,945,433

Borough	17-Pre-Reg/Not Yet 18	A-Active	AF-Active Federal	AM-Active Military	AP-Active Presidential	AU-Active Uniform & Overseas Citizen-Absentee Voter
Manhattan	1	916,364	13,110	639	26	9
Bronx	2	602,147	1,468	592	47	3
Kings	4	1,230,553	2,399	277	12	4
Queens	2	1,007,220	5,267	1,225	4	0
Richmond	2	253,956	577	325	0	4
TOTALS	11	4,010,240	22,821	3,058	89	20

* Please note, the Board's Bipartisan Outreach Team staffed over 175 community events throughout the 5 boroughs to register new voters about the new voting system, as well as recruit residents eligible to serve as poll workers or interpreters.

Voter Registration Cont'd

INFORMATION REGARDING MAILINGS THAT WERE SENT FROM THE GENERAL OFFICE – 2011

Borough	New Voters Acknowledgments	Changes Acknowledgments	Transfers	Confirmations	Cancellation	TOTAL
Manhattan	38,985	30,482	34,766	2,159	67,966	174,358
Bronx	16,987	10,608	17,421	1,102	44,594	93,035
Kings	42,344	29,880	38,443	7,000	79,871	205,496
Queens	32,829	27,368	27,311	4,577	40,242	139,187
Richmond	6,863	6,878	12,966	146	12,281	40,122
TOTALS	138,008	105,216	130,907	14,984	244,954	652,198

VOTER REGISTRATION OUTREACH EVENTS GENERAL OFFICE

GENERAL OFFICE

- 4/30/2011 - Tribeca Film Fest
- 6/4/2011 - Staten Island Pride Parade
- 6/11-12/2011 - Staten Island Irish Festival
- 6/18-19/2011 - "Back to the Beach"

MANHATTAN

- 07/11 - 13th Precinct Night Out
- 09/28/11 - Parsons School of Design
- 10/21/11 - Brooklyn College

BROOKLYN

- 4/12/2011 - Federation of Brooklyn Block Association
- 7/24/2011 - Asian Community United Society
- 8/2/2011 - National Night Out
- 8/6/2011 - Breukelen Annual Friend and Family Day
- 8/16/2011 - Ground Work
- 9/2/2011 - St. Gabriel's Senior Center

BRONX

- 6/10/2011 - Bronx Community Board # 1 & Spa 1 Health & Human Services
- 8/13/2011 - Morrison Avenue Annual Festival (Family Day)
- 8/19/2011 - Exponents (10th Annual Beach Reach Health Fair)
- 8/19/2011 - Council Member James Vacca (Movie Night)
- 8/20/2011 - Justice Sotomayor Housing (Family Day)

QUEENS

- 3/26/2011 - Women's History Month, York College
- 4/8/2011 - Spring Job Expo, York College
- 7/16/2011 - Queens Bridge Houses
- 7/16/2011 - St. Johns Episcopal, 3Street Festival
- 7/16/2011 - Annual Family Day, Saint Albans Park
- 7/30/2011 - Annual Family Day, Wayanda Park
- 8/13/2011 - Annual Family Day, Liberty Park
- 8/21/2011 - Annual Family Day, Woodside Senior Park
- 8/26/2011 - Rockaway Community Resource
- 8/26/2011 - Department of Veterans Affairs
- 9/24/2011 - Ravenswood Houses
- 9/24/2011 - CAVA 41-06 Main Street, Flushing

STATEN ISLAND

- 6/4/2011 - Pride Parade in Staten Island
- 6/11-12/2011 - Irish Fair in Staten Island
- 6/18-19/2011 - Back to Beach in Staten Island
- 8/13/2011 - Back to Beach in Staten Island

Voter Registration Cont'd

TWENTY YEAR TOTAL OF REGISTERED VOTERS IN NEW YORK CITY BY BOROUGH

Borough	1980	1981	1982	1983	1984	1985	1986	1987	1988	1989
Manhattan	473,455	578,574	532,786	554,651	546,938	719,700	654,286	609,058	754,821	794,821
Kings	647,667	713,122	659,797	723,850	702,297	874,470	809,522	742,993	848,016	911,170
Queens	653,783	759,298	679,347	736,648	726,949	782,386	779,586	697,967	769,662	805,290
Bronx	349,353	399,660	353,678	392,939	381,393	481,797	446,241	421,504	471,362	495,761
Richmond	112,755	134,810	119,403	136,306	131,949	156,106	152,882	142,948	169,689	176,697
TOTALS	2,237,013	2,585,464	2,345,011	2,544,394	2,489,526	3,014,459	2,842,517	2,614,470	3,013,550	3,183,739

Borough	1990	1991	1992	1993	1994	1995	1996	1997	1998	1999	2000	2001
Manhattan	751,550	718,751	856,574	807,195	773,837	749,385	846,524	822,859	802,581	786,091	876,120	876,216
Kings	885,255	866,178	967,076	976,257	972,206	944,409	1,066,012	1,048,316	1,024,067	998,084	1,095,963	1,109,941
Queens	759,393	727,277	819,734	804,283	790,954	757,267	849,854	851,128	840,703	830,926	902,459	927,354
Bronx	478,678	475,475	520,756	511,086	503,443	497,187	558,216	565,461	539,021	522,669	568,751	576,982
Richmond	177,383	175,277	196,428	202,862	204,339	203,564	211,742	227,210	209,486	217,978	227,355	229,938
TOTALS	3,052,259	2,962,958	3,360,568	3,301,683	3,244,779	3,151,812	3,532,348	3,514,974	3,415,858	3,355,748	3,670,648	3,720,431

Borough	2002	2003	2004	2005	2006	2007	2008	2009	2010	2011	Average 10 years	Average 5 years
Manhattan	1,010,007	970,302	1,110,217	1,083,330	1,099,027	1,020,216	1,137,092	1,067,602	1,083,138	1,034,163	1,061,509	1,068,442
Kings	1,271,743	1,220,751	1,329,900	1,297,665	1,317,470	1,261,774	1,394,937	1,357,640	1,392,965	1,341,565	1,318,641	1,349,776
Queens	1,038,926	1,012,298	1,092,384	1,059,371	1,045,684	984,793	1,090,420	1,081,422	1,100,884	1,083,493	1,058,968	1,068,202
Bronx	663,867	637,864	695,932	680,661	690,491	647,824	717,957	685,848	696,246	664,369	678,106	682,449
Richmond	252,560	246,689	265,988	262,249	265,050	254,569	274,526	270,145	275,729	268,181	263,569	268,630
TOTALS	4,237,103	4,081,904	4,494,421	4,383,276	4,417,722	4,169,176	4,614,932	4,462,657	4,548,962	4,391,771	4,380,792	4,437,500

Election Day Operations / Poll Site Management



ROSANNA KOSTAMOULAS RAHMOUNI
Coordinator, Election Day Operations

POLL WORKER RECRUITMENT AND OUTREACH

This department is charged with the responsibility for the recruiting, training, assigning and tracking the performance of individuals who “man” the polls and serve voters on Election Day. There are several different Poll Worker positions varying in qualifications and degrees of responsibility:

COORDINATORS are placed in polling sites with multiple Election Districts (EDs) and serve as the managers for the poll site to troubleshoot any problems and ensure that Election Day procedures are being followed. Their goal is to see that voters receive courteous, prompt and proper service.

INFORMATION CLERKS are placed at sites with multiple EDs to help direct and guide voters to their correct voting districts and/ poll sites by using street directories and poll site lists.

DOOR CLERKS are assigned to polling places with alternate handicapped accessible entrances where the doors cannot remain open or assistance is required.

ED/AD TABLE INSPECTORS and **POLL CLERKS** are the backbone of the Board’s Election Day workforce. There are two INSPECTORS at each Election District or board, one enrolled Democrat and one Republican – a system of “checks and balances” that is required by New York State Election Law. POLL CLERKS are similarly divided and are mainly used as needed in the voting process in EDs where there are more than 750 registered voters.

SCANNER INSPECTORS verify the scanners have not been tampered with, set-up and open the polls on the scanner for voting. They collect the voter cards from the voters and assist them if needed. There are two (2) Inspectors per scanner, one enrolled Democrat and one Republican.

BMD INSPECTORS ensure the Privacy Booths and BMD are set up properly. They keep the booths clear of electioneering materials and are there to assist the voters if requested. There are two (2) Inspectors, one enrolled Democrat and one Republican.

RELIEF INSPECTORS relieve any poll worker at other stations in the poll site for breaks or as directed by the Coordinator. There are two (2) Relief Inspectors for every eight (8) Inspectors per poll site, one enrolled Democrat and one Republican.

INTERPRETERS assist voters with limited English proficiency at poll sites in various neighborhoods in New York City and are a major component of the Board’s Language Assistance Program. The Board provides Spanish, Chinese (Cantonese/Mandarin) and Korean Interpreters in targeted areas in conjunction with the plan based on recent census data.

Election Day Operations / Poll Site Management Cont'd

A.D. POLL SITE MONITORS are a group of specially trained Poll Workers that monitor an Assembly District on Election Day. They are rapidly dispatched to address and correct any problems at poll sites within their districts.

While the Coordinators, Inspectors and Poll Clerks are required by law to be both a citizen and registered voter, the Information Clerks, Interpreters and Door Clerks do not have such a requirement. County Committee applicants make up a great portion of the total complement needed to staff the polls but thousands of positions still must be filled. To this end the Board trains and assigns poll workers recruited from various sources, including the City University of New York and numerous civic and advocacy groups. Poll Worker applicants also submit forms obtained from the Board's phone bank, web site and the Borough Offices or by indicating interest in serving when completing their voter registration applications.

POLL WORKER TRAINING AND INITIATIVES

During 2011, we had two hundred and two (202) available Adjunct Trainers to conduct Poll Worker training by conducting 3,481 classes at 114 sites throughout New York City. These classes train the poll workers to use the Poll Worker Manual, Poll Worker Summary Guide, visual aids, various voter information forms and materials used in elections. Also included in the training session in 2011 was a demonstration of the AutoMARK ballot marking device (BMD) there was a demonstration on the Optical Scanner voting system. In total, the Board assigned 70,014 poll workers to class and trained approximately 41,473 poll workers in 2011. We also produced laminated step-by-step materials on using the BMD and Scanner that were available at all poll sites. The purpose of these cards was to make it easier for the Poll Workers to open and close the BMD and Scanners, simply by working in teams of two; one reads the step as the other manually does it.

The Poll Worker Manual contains a section concerning diversity and incorporates the customer service training from the poll worker classes. The Board created a summary guide with color photos of election day materials. The Board's poll worker training video is accessible on our web site, enabling poll workers to log on and brush up on procedures before an election. Poll site signage provides voter information and assistance in all four mandated languages. These multi-language materials include the "How to Use the Scanner" tutorial and the NYS Voters Bill of Rights.

Number of poll workers trained (target required)	Assigned to a class: 70,014	Trained: 41,473	
Election Day poll worker absence rate (%)	Primary Election 2011 10.73%	Special Election 2011 8.41%	General Election 2011 10.19%

NURSING HOMES PROGRAM

The Board of Elections provides special services to Nursing Care Residential Facilities and their occupants. During the 2011 Specials, Primary and General Elections, Board staff made 187 visits to Nursing Home facilities and delivered 9,329 absentee ballots to residents of these facilities.

EDO DEPARTMENT

EDO HAVA STAFF

They help to educate voters, Adjunct Trainers & Poll Workers on the BMD, Scanners and Election Procedures. These staff members organized and performed numerous demonstrations of the BMD and Scanners throughout the year in all five boroughs of New York City. They created an easy, step-by-step laminated card on the opening and closing of the "BMD (Ballot Marking Device)" and the "Scanner" for the Poll Workers. They made an instructional video for the Poll Workers on set-up, opening, closing and trouble-shooting the BMD, Scanner and Election Day Procedures. They were instrumental in training and testing both Adjunct Trainers and Election Day stand-by poll workers on the BMD and Scanner. When requested by a poll worker, they gave him or her one-on-one training at the "Poll Worker Learning Center."

EDO POLL SITE SURVEYORS

They survey Poll Sites in all five boroughs, ensuring that they are accessible to the disabled and that all voting equipment fits comfortably for the voting process on Election Day. They draw schematics, take photos and complete written survey forms of the poll sites and data enter them in our S-elect program system.

Currently we have two sites that are not accessible, they are as follows:

PS 119	3829 Avenue K	Brooklyn, NY	AD 41
PS 2	75-10 21 Avenue	Queens, NY	AD 36

We will be looking for accessible sites to replace these two poll sites. All poll sites must be accessible by the end of 2012.

EDO TRANSLATORS

They translate Election Day, voter registration and voter education materials and signage in the three required languages (Spanish, Chinese and Korean). In addition to translating election materials, they reach out to community groups and/or organizations to participate in recruitment drives and community events.

Election Day Operations / Poll Site Management Cont'd

2011 ELECTIONS

There were 57,536 positions established for the Special Elections in Queens 23 & 27th Assembly District Election, Special Queens 9th Assembly District Election, Special Brooklyn 54thth Assembly District & 9th Congressional District Election, Manhattan

73rd Assembly District Election, Primary Election and General Election, collectively. There were 52,860 Poll Workers who were assigned to work one of these elections. There were also 3,839 standby poll workers that were dispatched and worked during the 2011 elections.

2011 POLL WORKER COVERAGE ANALYSIS

Poll Worker Positions	Manhattan 73rd Assembly District Election 9/13/2011			Brooklyn 54th Assembly District & 9th Congressional District Election 9/13/11			Queens Special 23rd & 27th Assembly District & 9th Congressional Election 9/13/11			Primary Election 9/13/11			General Election 11/8/11		
	P	A	W	P	A	W	P	A	W	P	A	W	P	A	W
*	P	A	W	P	A	W	P	A	W	P	A	W	P	A	W
A.D. Monitors	8	8	4	0	0	0	28	28	28	150	150	148	268	274	271
Coordinators	48	45	40	88	63	36	160	122	118	806	662	688	1,709	1,615	1,542
Inspectors (Table, BMD, Scanner)	452	425	390	1,060	860	624	1,668	1,434	1,535	11,380	9,919	9,318	24,436	22,877	21,252
Poll Clerks/Relief	54	42	20	76	47	18	242	142	118	1,328	1,130	608	2,602	2,217	1,245
Information Clerks	40	37	39	86	84	34	108	89	88	658	638	556	1,307	1,261	1,129
Door Clerks	41	36	32	64	45	23	148	89	85	634	548	477	1,406	1,347	1,136
Spanish Interpreter	18	7	6	51	20	13	107	67	62	573	447	382	1,198	991	811
Chinese Interpreter	14	14	9	69	38	23	150	141	114	583	536	466	943	922	752
Korean Interpreter	0	0	0	0	0	0	58	50	40	72	70	61	206	192	107
Stand-bys	175	151	34	0	0	0	275	235	89	850	624	249	2,139	2,121	1,530
Totals	850	765	574	1,494	1,157	771	2,944	2,397	2,277	17,034	14,724	12,953	36,214	33,817	29,975

* P = POSITIONS

* A = ASSIGNMENTS

* W = WORKED

Voting Equipment Operations Department



JOHN P. O'GRADY
Chief Voting Machine Technician

On September 13, 2011, the Board of Elections conducted a Primary and Special Election with following equipment being deployed:

DS 200 scanner	2,086	ED Transportation Carts	3,645
Ballot Marking Devices	873	Privacy Booths	8,731

The Board of Elections received and documented 478 Scanner related calls and 15 units were replaced on Election Day. The Board received and documented 160 Ballot Marking Device related calls and 5 units were replaced. In addition, the Board of Elections received and documented 1,434 Election Day Calls. They are as follows:

Pollsite	149	Procedural Questions	53
Poll worker	610	ED Supply Carts	54
Supplies	457	Other	111

The following equipment was deployed:

DS 200 scanners	2,818	ED Transportation Carts	6,109
Ballot Marking Devices	1,430	Privacy Booths	15,995

The Board of Elections received and documented 695 Scanners related calls and 12 units were replaced on Election Day. The Board received and documented 183 Ballot Marking Device calls and 8 units were replaced. In addition, the Board of Elections received and documented 2,253 Election Day Calls. They are as follows:

Pollsite	127	Procedural Questions	54
Poll worker	1,048	ED Supply Carts	59
Supplies	939	Other	26

The Board of Elections will continue to make every effort to decrease the number of Election Day Calls in the upcoming year.

The Board of Elections enhanced its current Fleet Management system to allow the tracking of consumable Election Day supplies. For the first time use this enhancement tracked over 2 million items. In the future the Fleet Management system will continue to track more Board of Elections assets.

Additional training to the Voting Machine Facility staff was provided by the Voting Equipment Operation Unit. An enhanced Level II training program will be developed and conducted in 2012.

Voting Equipment Operations Department Cont'd

STATISTICS AT A GLANCE 2011

Overall voting equipment failure rate on election days (%) BMD	Primary/Special 2011 Scanners .0072% 2,086 scanners deployed 15 scanners replaced BMDs .0057% 873 BMDs deployed 5 BMDs replaced	General Election 2011 Scanners .0042% 2,818 scanners deployed 12 scanners replaced BMDs .0056% 1,430 BMDs deployed 8 BMDs replaced	
Complaints regarding: Lack of access/waiting times	Primary Election 2011 125 calls	Special Election 2011 7 calls	General Election 2011 65 calls
All other poll site complaints	Primary/Special 2011 149 calls	General Election 2011 127 calls	
Other voter complaints	Primary/Special 2011 111 calls	General Election 2011 26 calls	
Number of poll sites open on time (%)	Primary 2011 97.8% 854 poll sites open on time 19 poll sites open late	General Election 2011 98.3% 1335 poll sites open on time 24 poll sites open late	
Poll sites with at least one operational Ballot Marking Device (BMD) on Election days (%)	Primary/Special 2011 100%	General Election 2011 100%	
Number of votes cast using BMDs	N/A (all ballots marked with BMD are then inserted in scanner, no date available)		
Number of poll site complaints regarding BMDs by individual site	Primary/Special 2011 160 calls	General Election 2011 183 calls	
New voting machines procured (target required)	0 new procurement		
Equipment suitably stored prior to elections (%)	Primary/Special 2011 100%	General Election 2011 100%	
Public attendance at voting machine demonstrations	2011 focus was on poll worker recruitment a goal of 4,000 new applications was met and surpassed		
Poll sites with all required new voting machines operational (%)	Primary/Special 2011 100%	General Election 2011 100%	
New equipment failure rates in 2009	Shoup Lever machines were used in 2009. Equipment failure rate for 2009 was 5.5%		
New equipment failure rates in 2010	BMD .007%	Scanner .008%	

Facilities Operations



NICHOLAS SQUICCIARINI
Facilities Manager

In 2011, the Board was completing renovation of our Annex space located in the Queens VMF (Voting Machine Facility) at 66-26 Metropolitan Ave. This 30,000 square foot space is able to be used both as storage for Queens voting equipment and a beautiful new multi-use office area with a large Election Management Systems room. This room was constructed with large windows so that election night activities can be publicly viewed.

Additionally, security cameras were installed in the Manhattan VMF loading dock area located at 450 West 33rd Street. All other Board of Elections facilities were maintained on an ongoing basis throughout the year.



JOHN LUISI
Agency Chief Contracting Officer, CPPB

The Procurement Department function is to oversee and process all of the Board of Election contracts for goods and services to ensure compliance with the New York City Procurement Policy Board Rules (known as the PPB).

The PPB was developed to ensure that all city agencies' procurement practices are uniform in application; and provide fair and equitable treatment to all persons doing business with the city.

VENDOR DATABASE

The Board continues to expand its database of vendors. The board continues to investigate ways to increase competition for goods and services and cost savings for the agency. The Board also avails itself of the many State OGS contracts where cost savings can be maximized.

VENDEX CONTRACTOR PERFORMANCE EVALUATIONS

Board of Elections' contracts are evaluated annually and several are reviewed twice a year. The evaluation provides positive response to vendors, and helps the Board quickly identify vendors that did not fulfill their contractual responsibilities.


MONITORING CONTRACTORS

Since the inception of this program, the Board's contractors' damages to Board-owned equipment continue to decrease significantly. This monitoring continues to save the Board money and improves the overall quality of service from contractors.

FINANCIAL MANAGEMENT SYSTEM FMS PROCUREMENT PROJECT

The department actively embraced the new FMS 3 system, which was rolled out January 2010 with many new and enhanced capabilities. All the department staff has gone through training and will continue to train as other changes and enhancements are created.

Electronic Voting Systems Department



John Naudus
Director, Electronic Voting Systems

The Electronic Voting Systems Department (EVS) administers and supports the Board's computerized voting systems. These systems include the scanning and tabulation system for affidavit and absentee ballots, the election management system for ballot marking devices, and the scanning and tabulation system for the paper ballots used at pollsites as the new way of voting in New York City. EVS is responsible for preparing these systems for an Election by populating them with the set-up and data needed for the Election. EVS also works with the system providers to ensure that all systems meet the unique requirements of the New York City Election process by helping to develop enhancements (subject to State Board approval and certification) that improve upon the smooth operation of the systems.

EVS provides assistance and support during pre- and post-Election activities that include testing the scanning and tabulation system for Affidavit and Absentee ballots, writing the portable memory devices (PMD), reading the PMDs that carry the results from each pollsite scanner, re-canvassing results, canvassing ballots for write-in votes, performing the audit of scanners, and canvassing of affidavit and absentee/Military ballots at each of the borough locations.

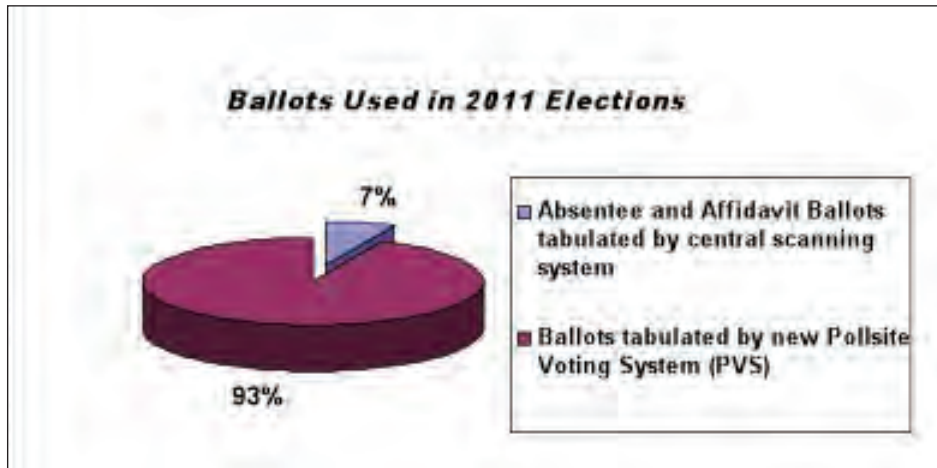
The new Poll Site Voting (PVS) system introduced in 2010 was used in every pollsite in the Primary Election, one Special Election and the General Election in 2011. Ballot marking devices (BMDs) that were introduced at every pollsite in the Primary of 2008 continued to be used in 2011, and the scanning and tabulation system for affidavit and absentee ballots used at borough offices since its introduction in 2000 was used in every election conducted in 2011 – one Special Election in September, the Primary Election, and the General Election in the Fall.

2011 was a year of improvement and expansion of many of the processes related to the new PVS. In February, the Board added to the number of EMS systems in the boroughs, increasing the capacity to read election results and allowing a more efficient delivery of results to the Board's central election management system. The performance of the EMS was further evaluated and a Request for Modifications Report was developed to get the EMS upgraded and re-certified by the State Board of Elections. Starting with the General Election, sample ballots containing actual ballot content relevant to each voter were created and posted to the Board's website. This would help educate and better prepare voters for each election. In addition, EVS continued to work with the system provider to further enhance the functionality of the Ballot Marking Device (BMD). This resulted in a transition to the use of a synthesized voice feature of the BMD, which included all the languages required by the 1965 Voter Rights Act. And as 2010 was a year of transition for the voting systems, (For a depiction of the transition of voting methods used in New York City, please refer to the historical timeline shown on facing page), 2011 was a year of transition of personnel in the EVS Department.

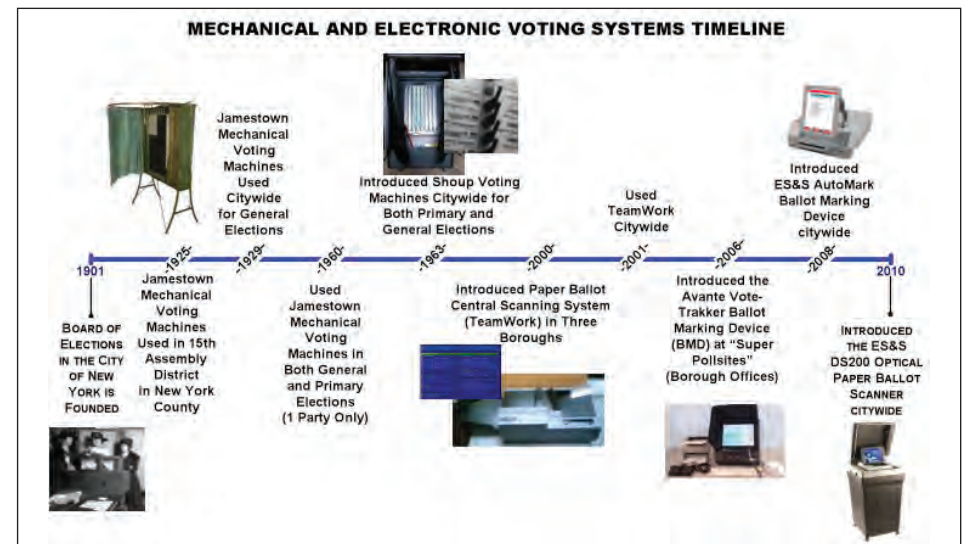
Electronic Voting Systems Department Cont'd

After over twenty years of faithful city service, Lucille Grimaldi, Manager of the EVS Department, retired in July of 2011. John Naudus, a Senior Programmer/Analyst in the EVS Department for ten years, was chosen by the Commissioners to be the new Manager of the EVS Department upon Lucille's retirement. Around this same time, the contract for Gartner Consulting (brought in as Quality Assurance and Project Monitoring consultants for the transition to the new voting system) came to an end in September 2011, after six years of dedicated service by Gartner staff.

For all of the Elections in 2011 combined, more than 342,000 ballots were cast. About 23,000 of these were absentee and affidavit ballots that were processed by the central scanning system and more than 319,000 ballots were cast on paper at pollsites and scanned and tabulated using the new voting system. See below for an illustration of ballots used in 2011.



The EVS Department will continue to work with other Board departments during 2012 to improve even further upon the successful transition that occurred in 2010.



Personnel and Records Management



DOROTHY DELAYO
Director of Personnel/
Records Management Officer

The Personnel Office is responsible for the well being of the employees at the Board of Elections. As a new Employee is processed, in addition to completing the appropriate paper work, the Policies and Procedures manual is provided and, an Identification card is issued.

Health insurance, Management Benefits Fund, deferred compensation and pension are the responsibility of the Personnel Office. Workers Compensation claims are processed through this office. These benefits are updated as needed throughout the life of the BOE employee. Verification of employment and Unemployment Benefits applications are also processed through this office.

For those employees in need of counseling, referrals are made through this office to the Employee Assistance Program. To encourage employees in need of the varied services offered by the EAP and make them comfortable about seeking help, a high level of confidentiality must be maintained.

Fact-finding inquiries are held when there is a complaint of harassment. What action, if any, is determined by a bi-partisan panel, consisting of the Personnel Director and a member of the Legal Department.

Matters of discipline fall under the jurisdiction of the Personnel Office. Violations of the Policies and Procedures Manual are investigated and hearings held as necessary. Disciplinary hearings are conducted and actions taken under the direction of the Commissioners of Elections. Determinations of such hearings vary from various levels of probation to suspension or termination.

The Director of Personnel also serves as the Records Management Officer for the agency. Monitoring the storage and disposal of the agency records follow the guidelines set forth by the NYS Retention and Disposition Schedule. Responding to Freedom of Information Act requests are also the responsibilities of this position.

Due to an Internal Revenue Service ruling making poll workers employees of the Board of Elections, the PS department is now an essential part of hiring and paying poll workers city-wide.



JOHN WARD
Finance Officer

The work of the Finance Office, probably uniquely, is not really keyed to the Election cycle. Rather than having a “busy season” the Finance Office does a fairly consistent volume of work at every point in the year.

The Finance Office is divided into two sections:

1) PERSONNEL SERVICES (PS)

Personnel services are the payroll section. Payroll data is accumulated from the five borough offices, Voting machine facilities and the General office and is processed. There is a constant liaison between the various responsibility centers. There is also a natural overlap between the work of the PS section and the board’s Personnel Department.

Due to an Internal Revenue Service ruling making poll workers employees of the Board of Elections, the PS department is now an essential part of hiring and paying poll workers city-wide.

2) OTHER THAN PERSONNEL SERVICES (OTPS)

The O.T.P.S. section is the accounts payable section. Approved bills are accumulated from the various managers and paid. Finance works closely with the Agency Purchasing Department.

The Finance Department prepares reports and handles special projects as required. Finance plays a key role in all aspects of the Agency’s budgeting process. In addition the Finance Office drafts letters and testimony for Management for those subjects that fall within our sphere of responsibility. The Finance Officer accompanies and assists management when testimony relative to fiscal matters is given.

The Finance Department provides the fiscal infrastructure for the smooth running of all day to day operations of the New York City Board of Elections.

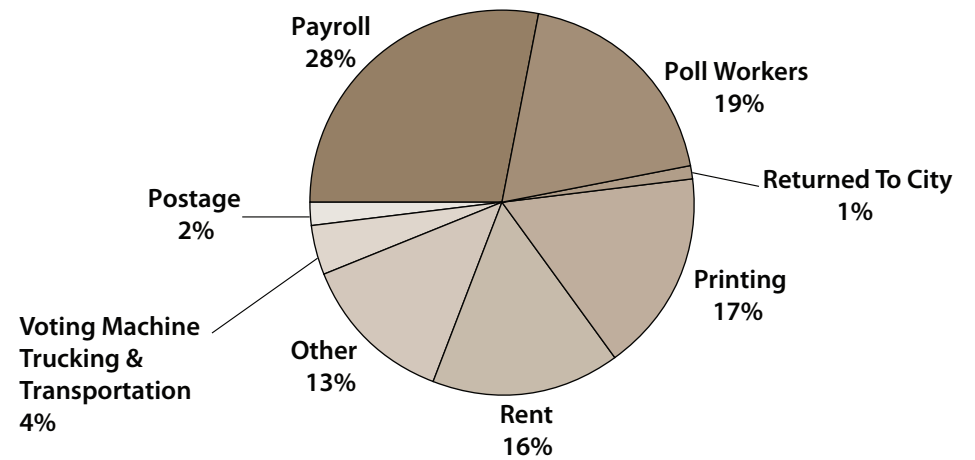
FY11 BUDGET HIGHLIGHT

This was a two event Gubernatorial Election year with a September Primary and a November General Election. We also had two Special City Council Elections held concurrently with the General Election. In addition, this was the first year that Poll Workers were paid as employees out of the Personnel Services allocation. The total payroll cost for Poll workers for Fiscal year 2011 was \$19,648,617.

FINANCIAL ANALYSIS FOR FISCAL YEAR 2011

	FY11 Adopted Budget	FY11 Final Budget
Personnel Services	18,273,641	48,487,299
Other Than Personnel Services	71,097,503	54,999,477
Total	89,371,144	103,486,776
Staff	351	351

BOARD OF ELECTIONS BUDGET BREAKDOWN FY11





STEVEN H. RICHMAN
General Counsel

The General Counsel provides legal counsel to the Commissioners of Elections and to the Board's executive staff on a wide range of matters relating to ballot access, the conduct of elections, and governmental agency administration.

ADMINISTRATION

General Counsel drafts for consideration and adoption by the Commissioners all election calendars. General Counsel drafts for consideration and adoption by the Commissioners proposed Rules for Designating and Independent Nominating Petitions. In addition, General Counsel recommends to the Commissioners revisions of formal Board policies and procedures to ensure legal compliance.

LEGISLATIVE ACTIVITIES

General Counsel regularly monitors all legislative and judicial action that impacts election administration and advises the Commissioners on all legal developments affecting the administration of elections, including statutory compliance with State and Federal mandates related to the Voting Rights Act and the Help America Vote Act and related judicial directives. In addition, General Counsel drafts for consideration by the Commissioners the Board's annual proposal of legislative amendments for presentation to, and consideration by, the State legislative leaders.

COMPLIANCE ACTIVITIES

General Counsel advises the Commissioners on all elements of the Board's compliance with the federal Voting Rights Act. Any change in election administration affecting voter election participation in a covered county* must be approved in advance by the Department of Justice. To ensure compliance with the Voting Rights Act, General Counsel oversees the preparation and filing of all applications necessary for filing with the Civil Rights Division of the United States Department of Justice and General Counsel advises the Commissioners accordingly.

BALLOT ACCESS

In addition to drafting the proposed Rules for Designating and Independent Nominating Petitions, General Counsel oversees all aspects of the process for candidate filing and Board review of nomination petitions. In addition to overseeing this Board function, General Counsel acts as liaison with the Board's trial counsel in connection with any judicial review of related Board function.

LITIGATION

General Counsel acts as the Board's liaison with the Board's trial counsel on all matters of litigation involving the Board of Elections, its operations, and personnel.

* In New York City the counties covered by the Voting Rights Act are New York County, Kings County, Queens County, and Bronx County.

Management Information Systems Department (MIS)



STEVEN FERGUSON
Director, MIS

OVERVIEW

The **Management Information Systems (MIS) Department** responsibilities include user operations support, application maintenance and development, hardware, software, network and communication systems and the BOE's primary and disaster recovery center operations. In addition MIS is responsible for the management and operations of the Print Shop.

Within its application systems responsibilities MIS develops, maintains and supports the critical mission systems (S-Elect and AVID) of the Board of Elections responding to the changing and challenging demands of the election process and election management. In this respect 2011 was a particularly challenging period for the MIS department due to limited resources, extraordinary compressed schedules, limited overtime, funding constraints and the impact on critical MIS development resources to train and provide extended operational support for user and staff.

MIS DEVELOPMENT AND MAINTENANCE PROGRAMS

The following is a list of our maintenance, development and operational support projects which included functions tasks for requirements determination, design, development, testing, training and implementation for the BOE's major mission support systems (S-Elect & AVID).

1. S-Elect Development & Extensions

- a. Development (New S-Elect 7 Applications)
- b. Further Development and Implementation of Fleet II (with Inventory Framework)
- c. Further Development and Implementation of Call Center II (CC II)
- d. Development and Implementation of the Fleet II Inventory Extension Application Modules
- e. Development and Implementation of the Fleet II PMD/Flash Card module
- f. Development of the Video Training Program for S-Elect Applications
- g. Extensions and Changes to CPESS to interface with new Voting Systems
- h. Extensions and Changes to Facilities to accommodate new requirements
- i. Extensions and Changes to PWRSS system to accommodate new training, poll worker mandatory requirements, and new poll worked assignment algorithm
- j. PWRSS interface with payroll system.
- k. Planning for the 2012 ED Redistricting Project
- l. Overseeing for BOE and requirements determination for :
 - i. Voter Ballot on Web Project with DoITT
 - ii. Election Night Results Reporting Project with NYPD information unit
- m. Maintenance of all operational applications and databases

2. AVID Development & Extensions

- a. Development Incorporation of New State Voter Registration Form
- b. Further development of the Absentee Ballot application (BATS) including multiple same day election events
- c. Support new MOVE extract and internet facility with State BOE Vendor (Scytl)
- d. Support for form in Registration – Automated Screen resizing
- e. Implementation of Homeless processing and Info letter
- f. AVID modifications to quality cue correction modifications
- g. Support for new form types (D&9 Buff Type) Processing
- h. Number of Voter Letter modifications
- i. Application Modifications to improve processing, quality control and work flow

In addition to our major operational systems MIS supports several staff applications area such as finance and management systems. In 2011 our staff support development group did the following:

3. BOE Staff Application Support & Development

- a. Employee Car Tracking Application
- b. Finance Invoice Tracking System
- c. Testing and evaluating RFID
- d. Voter Registration Tracking Systems Enhancements.

DATA CENTER & GENERAL SUPPORT

A major MIS responsibility is the management, support and operation of our Data Centers (Central Office & Disaster Recovery Site (DR) - Queens) and the maintenance and operation of the hardware, systems software, network and backup facilities. These include:

1. MIS Infrastructure Support

- a. Supporting and Maintaining Two Data Centers (Central Office and Disaster Recovery (Queens) sites)
- b. Maintaining all Systems Software
- c. Maintaining and Supporting all Network and Firewall Facilities
- d. Maintaining all Data Security and Backup Operations

2. Maintaining all Application Authorizations and Access Security

3. Management and Operation of the Help Desk Process

NETWORK AND VOICE SYSTEM

We continued to update and expand the phone system installing a Voice over IP (VOIP) system in the Staten Island Office. We also continued to make network improvements, increasing reliability and performance wherever possible. Our network personnel also responded to our multiple mock elections setup requirements and Election Day phone system setup as part of the Call Center II input management process.

PRINT SHOP

MIS oversees all Central Office Print Shop operations. The Print Shop produces large volumes of mail as well as publications such as Street Finders, Enrollment Books, Political Calendars, Poll Worker Letters, Poll site Change Notices, Renewal Notices, Notices to Train, Notice to Work, Coordinator handbook, Availability Notices, CRU Letters, Transmittal Receipts and Ballot books in support of election events. In 2012 we will be supporting three and possibly four or five election events.

In November of 2011 a major upgrade of all our printing machines and printing software was procured and installed giving the BOE a new expanded capability to address our growing in-house printing requirements.

Phone Bank



DANIEL LAVELLE
Phone Bank Supervisor

The Board of Elections Phone Bank is an inbound call center with two locations. The Manhattan phone bank has a staff of up to 40 operators and the Staten Island phone bank has up to 20 operators to handle calls citywide during peak election season. The phone bank is operational with a reduced staff throughout the year to accommodate any voter requests and is staffed with members who can handle calls in English, Spanish, Cantonese, Mandarin and Korean. These operators handle a diverse range of calls, from inquiries concerning a voter's own registration status or poll site location to information about the New Poll Site Voting System. The phone bank is equipped with an interactive component that allows the public to retrieve and request information after hours and during the weekends. As the first line of communication between the Board and the voting public, the phone bank staff receives training on various aspects of Board operations to ensure that they are able to accommodate the voters' requests for information.

TOTALS FOR VOTE-NYC

Primary Election 2011	General Election 2011	Total calls 2011
2,563	1,512	37,936
Primary Election 2010	General Election 2010	Total calls 2010
2,314	9,133	78,743
Primary Election 2009	General Election 2009	Total calls 2009
3,084	3,945	93,763
Primary Election 2008	General Election 2008	Total calls 2008
10,534	20,573	339,647
Presidential Primary 2008		
20,044		

PHONE BANK

(866) VOTE-NYC (866) 868-3692
TTY (212) 487-5496

Ballot Management Department



THOMAS SATTIE
Ballot Management Supervisor

The Ballot Management Department is responsible for the proofing, ordering, delivery, and maintenance of all ballots used in elections in the City of New York. Additionally, we work in conjunction with the Board's Language Assistance Program's Coordinator and Deputy Coordinators to ensure all ballots are translated properly and in a timely manner into all languages required by Section 203 of the Federal Voting Rights Act.

In 2011, the Ballot Management Department began working with various advocacy and good government groups to improve the design and readability of Election Day ballot. As a result of this effort, the Board submitted numerous recommendations for law changes to the New York State Legislature to address concerns such as small type, simplifying instructions, and overall readability.

In 2011 the Ballot Management Department was able to decrease the amount of dollars spent on ballots from over \$14.5 million dollars to under \$6 million dollars from 2010. Along with simply having fewer primaries on the ballot in 2011 as opposed to 2010, the Board decreased the amount it spent on ballots in 2011 employing the following methods:

- Ordering ballots for 75% of registered voters for all 2011 Elections (down from 110% in 2010)
- Significantly decreasing the amounts of Affidavit ballots ordered
- Significantly decreasing the amounts of Test ballots ordered

In closing, the Ballot Management Department hopes to continue its mission of producing clear, easy to understand, and readable ballots for all voters in the City of New York to vote on and have their voices heard.

2011 Post Election Analysis

BOARD OF ELECTIONS IN THE CITY OF NEW YORK – 2011 POST ELECTION DAY ANALYSIS

The 2011 General Election held in the City of New York saw 184,265 registered voters cast their ballot in 16 contests citywide, a five percent voter turnout rate. In preparation, the Board of Elections in the City of New York worked to minimize Election Day problems and ensure voters were comfortable and confident using the new voting system. Since the 2010 Election cycle, the Board took steps to strengthen Election Day operations such as improving and refocusing the training of thousands of poll workers, visiting each poll site to assure the site meets Election Day needs and securing permission from the Department of Justice to post online sample ballots prior to the Election to enable voters to become familiar with their specific ballot and be better prepared to vote.

As we managed our significant transition to the new voting system, the Board was mindful that we must strive to control costs and deploy resources to areas where they were needed. As a result, the Board was able to reduce costs by \$13.5 million. In addition, we have identified an additional \$118,000 in savings that will be applied to the 2012 Presidential Primary as the result of a recycling program.

Recruitment

The Board originally projected that 36,432 poll workers, at a cost of \$7,503,227, would be needed to conduct the 2011 General Election. As Election Day neared, the Board recalculated and assigned 33,930 poll workers to poll sites with an anticipated payroll of \$6,993,427. Of those assigned, 28,562 poll workers actually worked on

November 8, 2011. Of the poll workers who worked during the 2011 General Elections, 46.4 percent were assigned by the two major county organizations and 53.6 percent resulted from various recruitment activities.

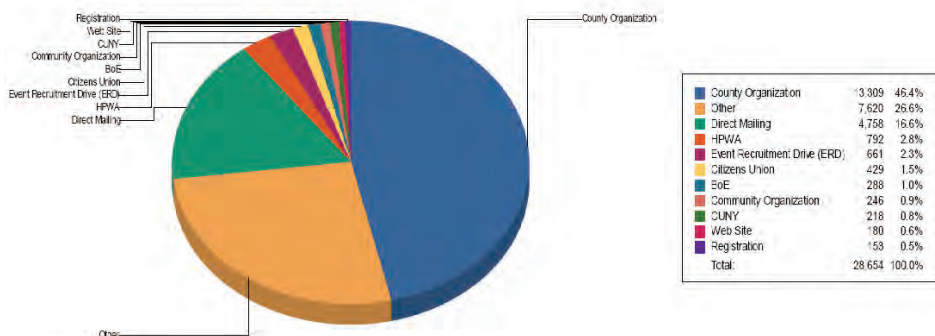
The Board's top priority is to ensure that Election Day runs as smoothly as possible, and a trained poll worker corps is an essential element of any successful Election Day. For the 2011 Election, the Board entered 16,907 new poll workers into our system. Of these applicants, 4,238 were new poll workers recommended by the two major county organizations. The remaining 12,669 were recruited by various means including the Board's poll worker and interpreter recruitment activities and coordination with key community groups throughout the City such as Citizens Union and CUNY.

Additional poll worker highlights include:

- 5,409 of BOE recruits attended and passed the poll worker training course
- 4,807 of BOE recruits were sent Notices to Work
- 3,936 of BOE recruits worked

The Board took measures to ensure timely payment for poll workers who served during the 2011 General Election. The first round of 28,428 poll worker paychecks was mailed on December 9, 2011 and a second round of 100 checks are scheduled to be mailed on December 23, 2011. This second round of checks may be a result of several factors such as they may have been additional jobs (NYCAPS); their time sheet was lost or misplaced; when data was entered from the time sheet, the clerk missed their name; or further clarification or validation was needed via phone calls or mail.

Worked by Application Source



Pre-Election Testing and Post-Election Day Recanvass

For the 2011 General Election, the Board projected a total cost of approximately \$1.5 million for ES&S vendor support to assist in the pre-election testing and recanvassing of votes throughout all five boroughs. Due to these tasks being completed ahead of schedule, the Board was able to reduce the overall cost by over \$777,000. The last day of ES&S recanvass support in each borough was:

- Manhattan: 11/19
- Bronx: 11/17
- Brooklyn: 11/18
- Queens: 11/16
- Staten Island: 11/16

2011 Post Election Analysis Cont'd

Ballots

Since the 2010 Election cycle, the Board decreased the amount spent on ballots from over \$14.5 million dollars to under \$6 million dollars. While fewer primaries were held in 2011, the Board decreased the amount spent on ballots through costs reduction efforts including:

- Ordering ballots for 75 percent of eligible voters for 2011 Elections, a decrease from 2010 when ballots were ordered for 110 percent of eligible voters;
- Significantly decreasing the amount of Affidavit ballots ordered;
- Significantly decreasing the amount of Test ballots ordered.

Scanners

In July 2011, the Commissioners of Elections voted to increase the number of eligible voters able to use a single scanner for the November 2011 General Election. By increasing the number of voters able to use a single scanner, the overall number of scanners deployed for the General Election was reduced by more than 1,100 from last year (over 2,800 in 2011 compared to over 3,900 in 2010).

For the 2010 deployment, the Board provided one scanner for every 1,400 registered voters per poll site with a minimum of two scanners at each poll site. This formula was pre-cleared by the Attorney General of the United States under the federal Voting Rights Act of 1965, as amended. For the 2011 General Election, the Board increased the number of registered voters able to use a single scanner to 4,000, with a minimum of two scanners at each poll site. This decision was made in accordance with the New York State Board of Elections' Rules and Regulations, Section 6210.19 (a). This modification was also approved by the Attorney General of the United States.

Due to these tasks being completed ahead of schedule and the reduction of scanners used for the 2011 General Election, the Board was able to reduce scanner transportation costs and minimize the number of supply bags required which resulted in a savings of over \$75,000. In addition, the reduced number of scanners decreased the number of poll clerks required by approximately 684, which resulted in an additional cost savings of \$136,800.

Finance and Transportation

Given the limited number of contests in 2011, the Board has achieved considerable cost savings on overtime expenditures and transportation. The Board's year-to-date overtime pay currently stands at \$3,300,000, which is approximately a \$3,100,000 reduction from the previous Election cycle.

For the 2011 Primary and General Election, the Board saved over \$275,000 on Election Day car service costs. In addition, the Board has decreased after-hours transportation costs by more than \$562,000 since 2010.

Phone Bank

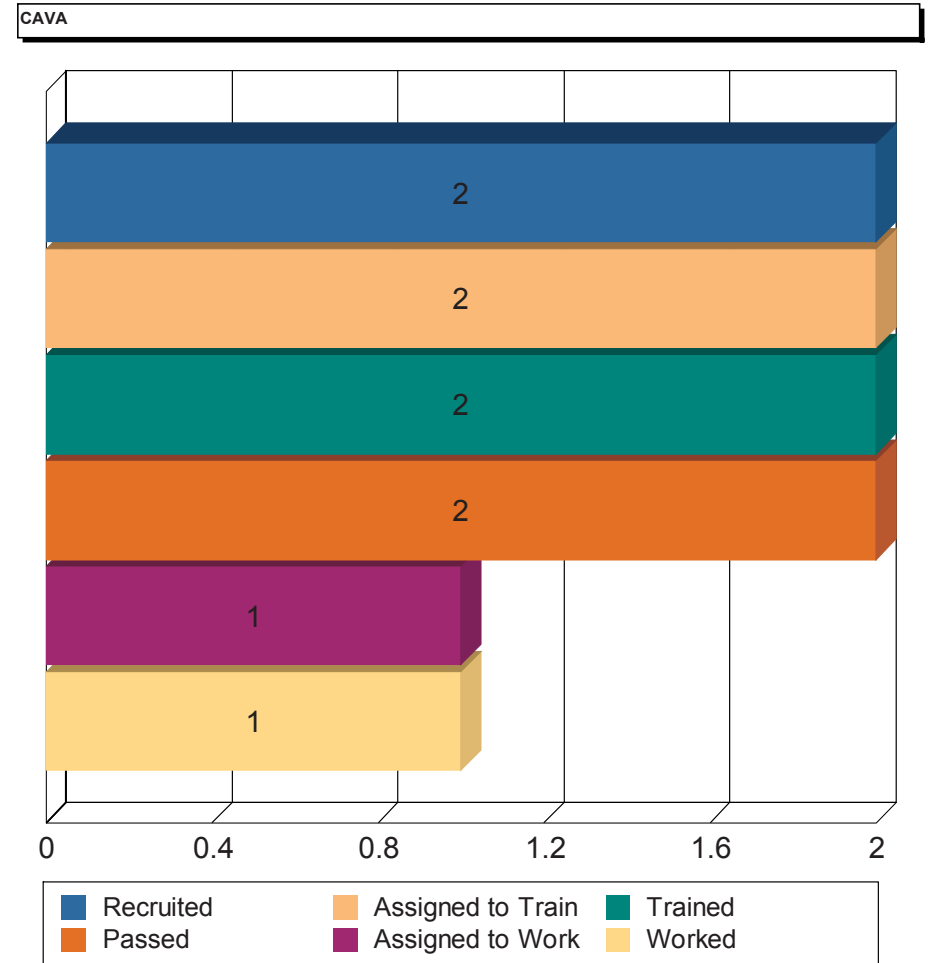
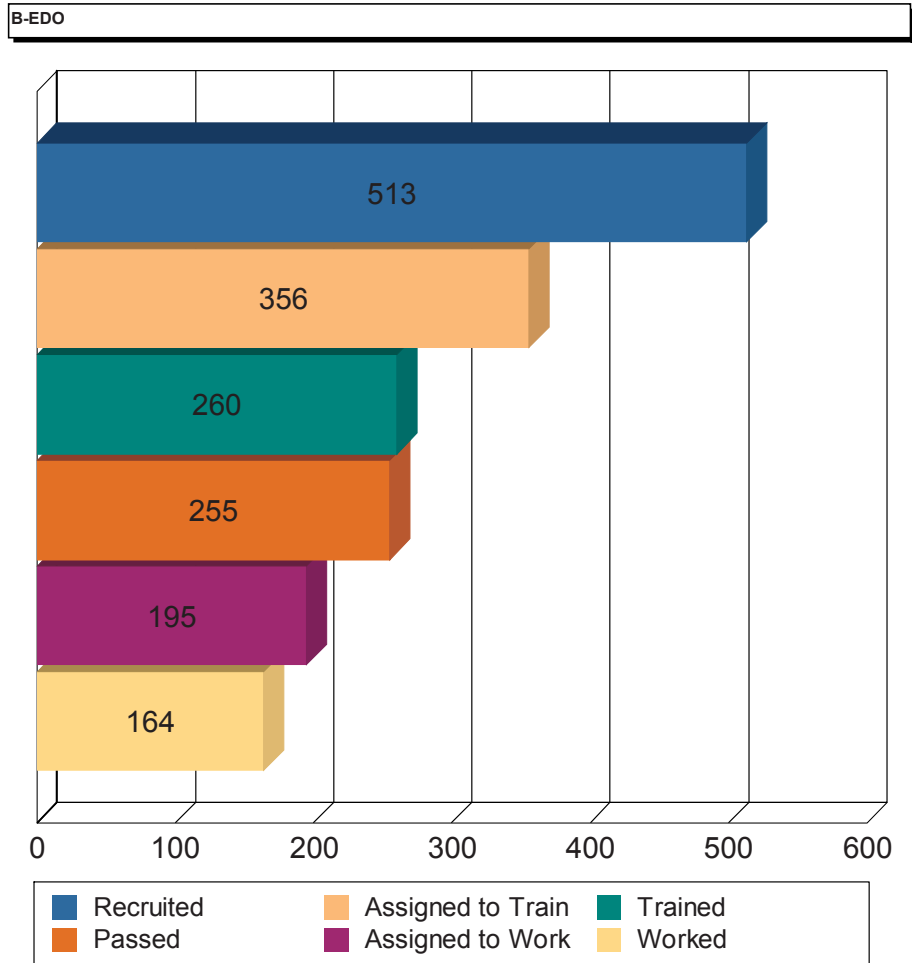
For 2011, the Board received 36,900 calls to its phone bank. The most common topics include election events, poll worker applications and registration applicants.

Election Day Supplies

The Board launched a new recycling program that focuses on reusing items from each Election. This program aims to cut down on the amount of new supplies needed for each Election by recycling signage, table displays, badge holders and many other items. For example, for the 2012 Presidential Primary, the Board will recycle table top displays and badge holders from the 2011 Election for a total savings of \$118,750.

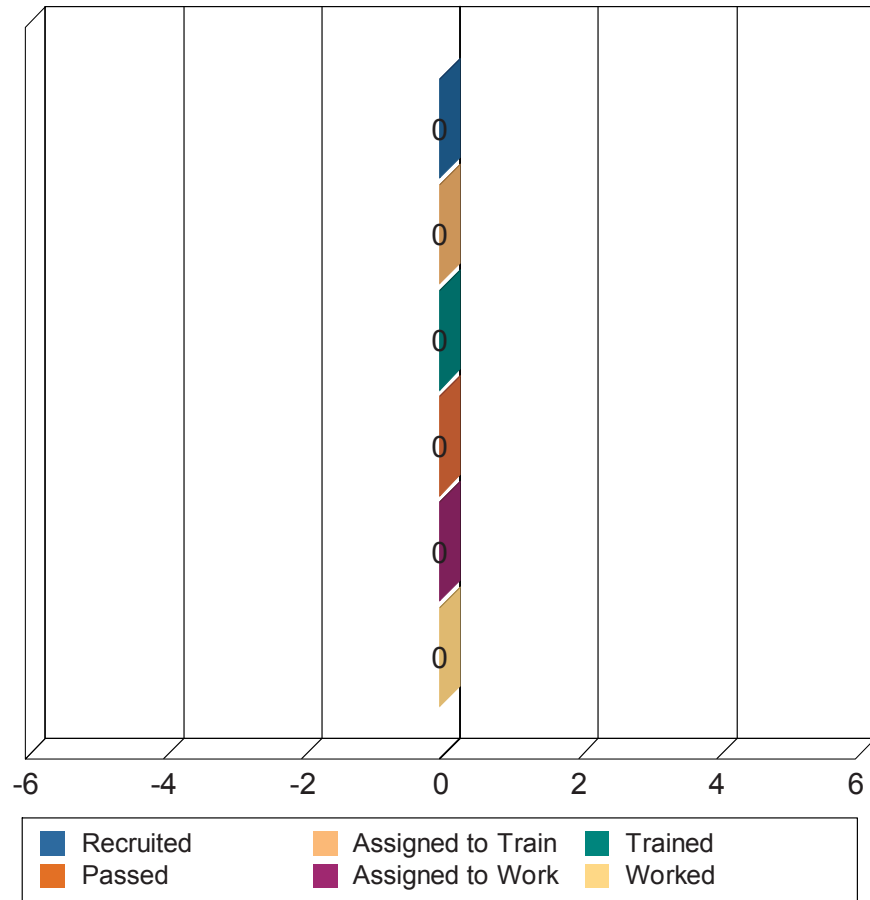
2011 Post Election Analysis Cont'd

ANNUAL RECRUITMENT BY APPLICATION SOURCE

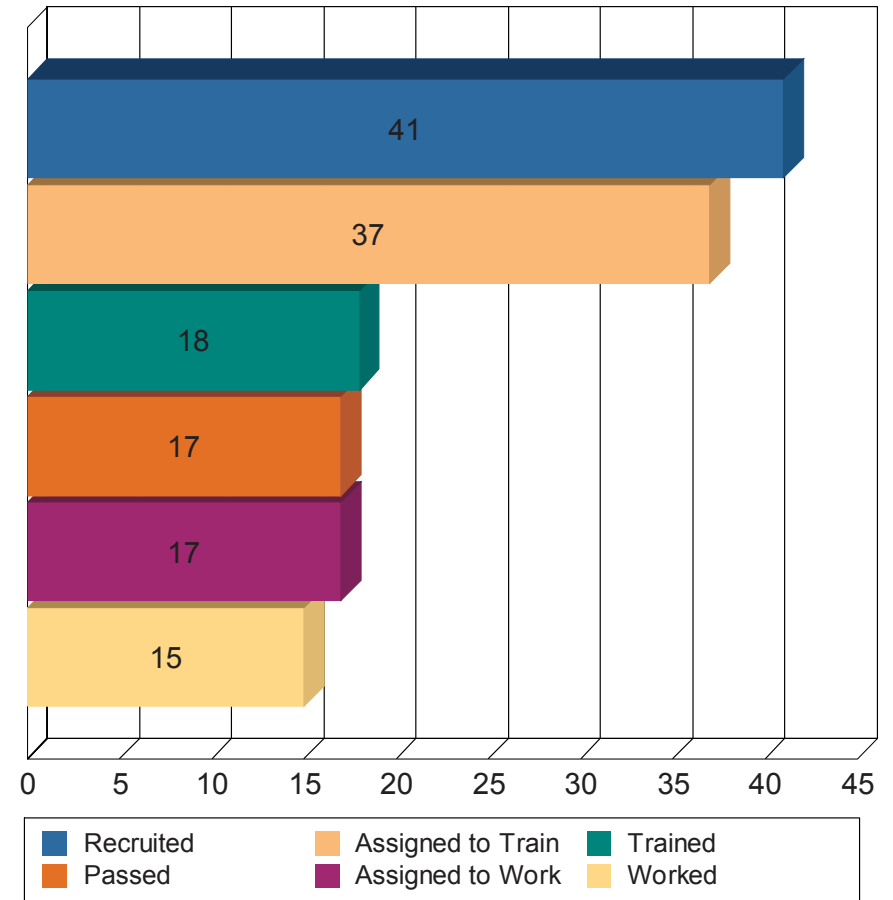


2011 Post Election Analysis Cont'd

Citizens Union

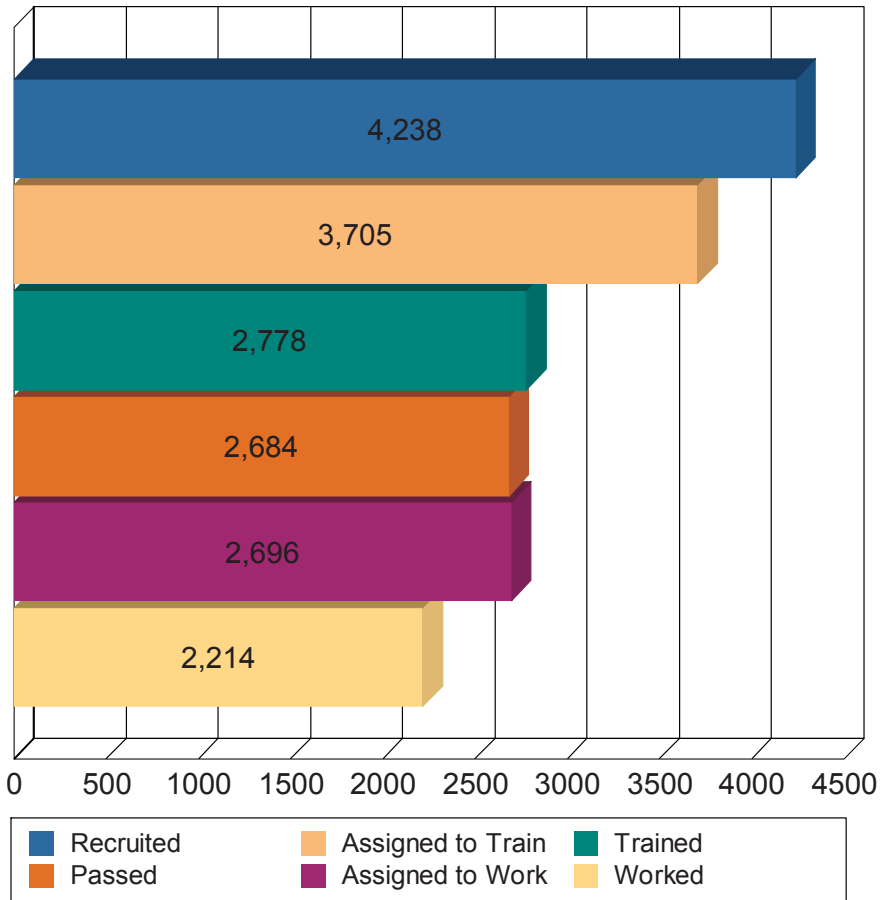


Community Organization

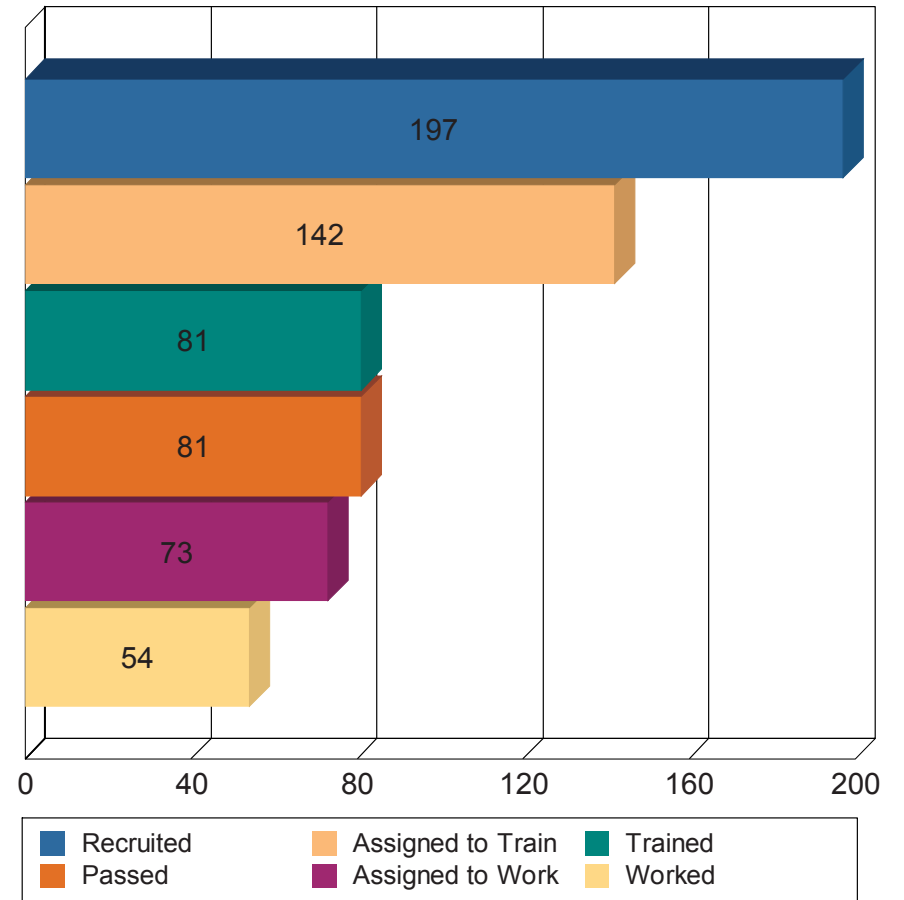


2011 Post Election Analysis Cont'd

County Organization

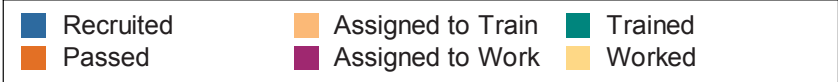
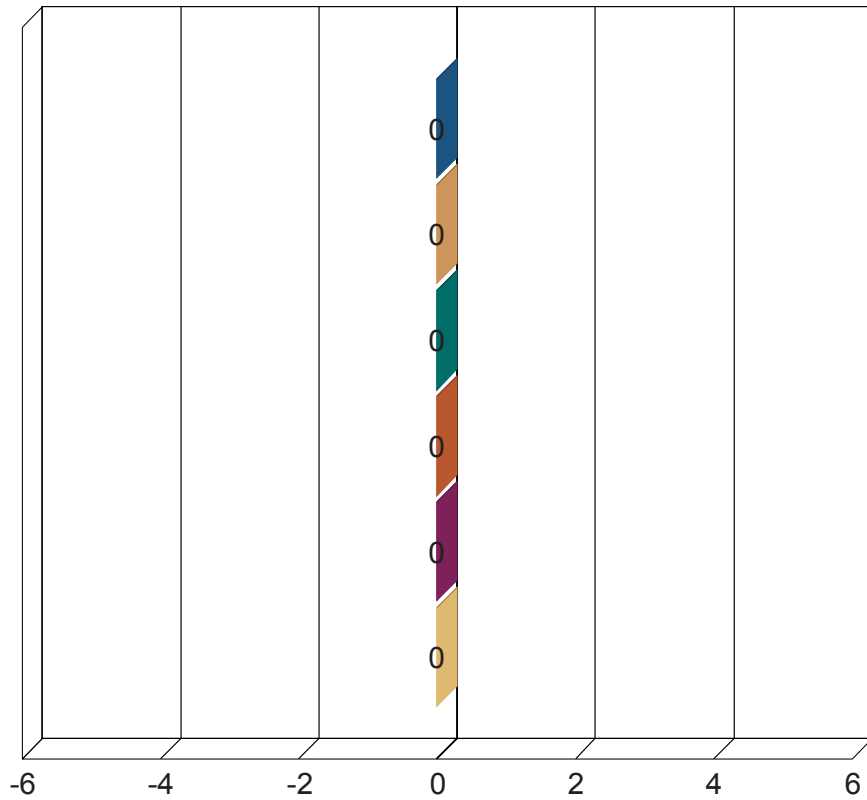


CUNY

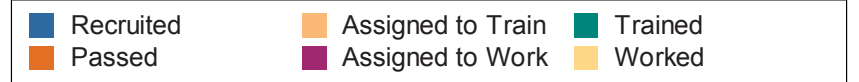
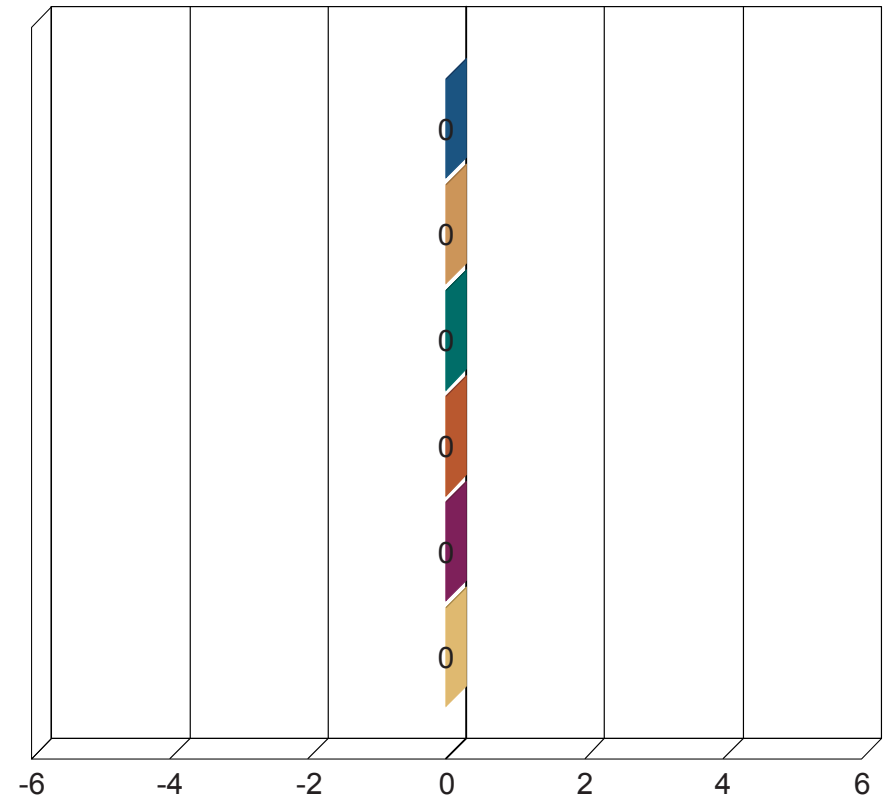


2011 Post Election Analysis Cont'd

DC 37 Political Action

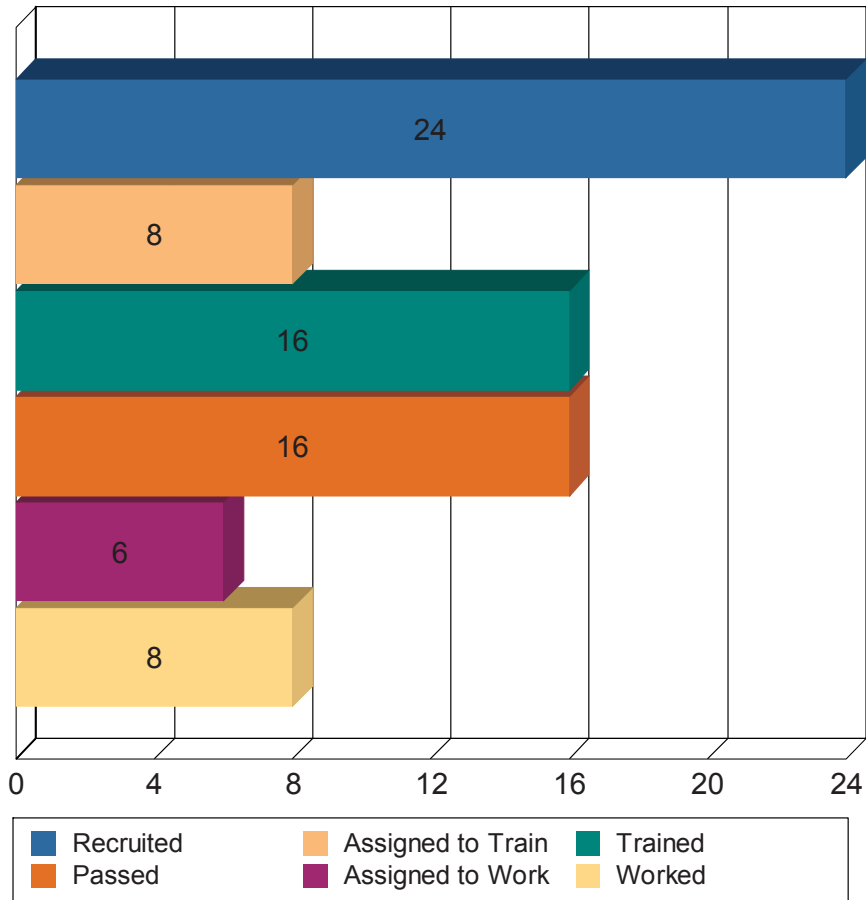


Dept of Labor

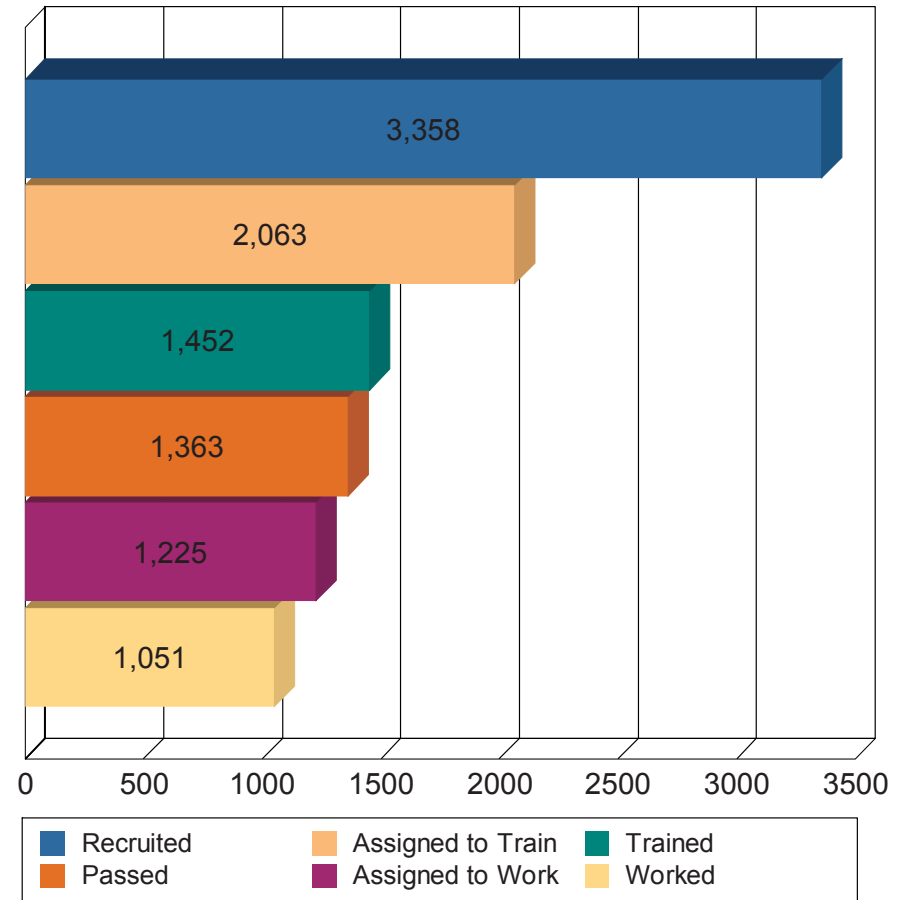


2011 Post Election Analysis Cont'd

Deputized

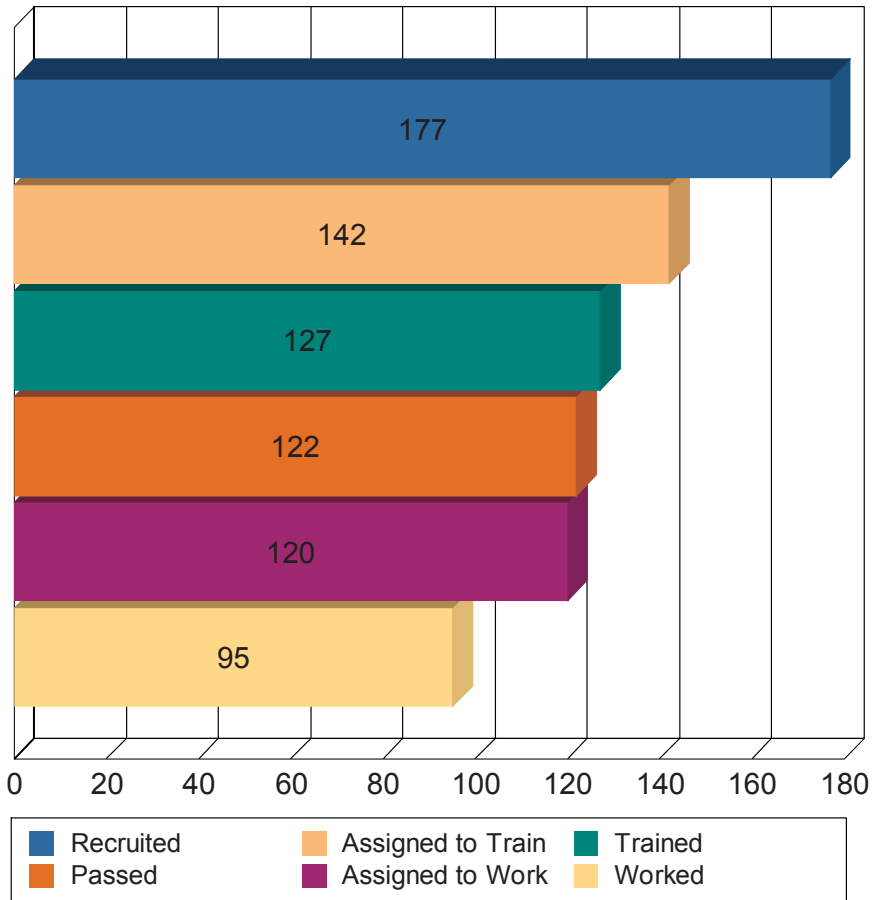


Direct Mailing

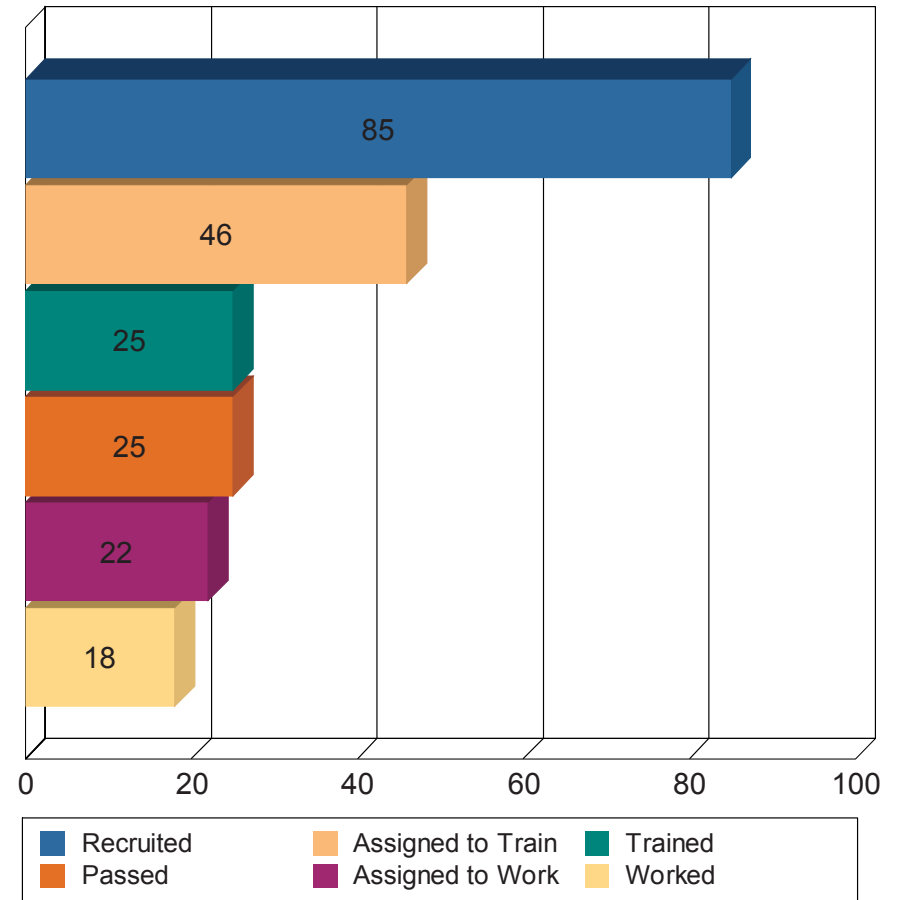


2011 Post Election Analysis Cont'd

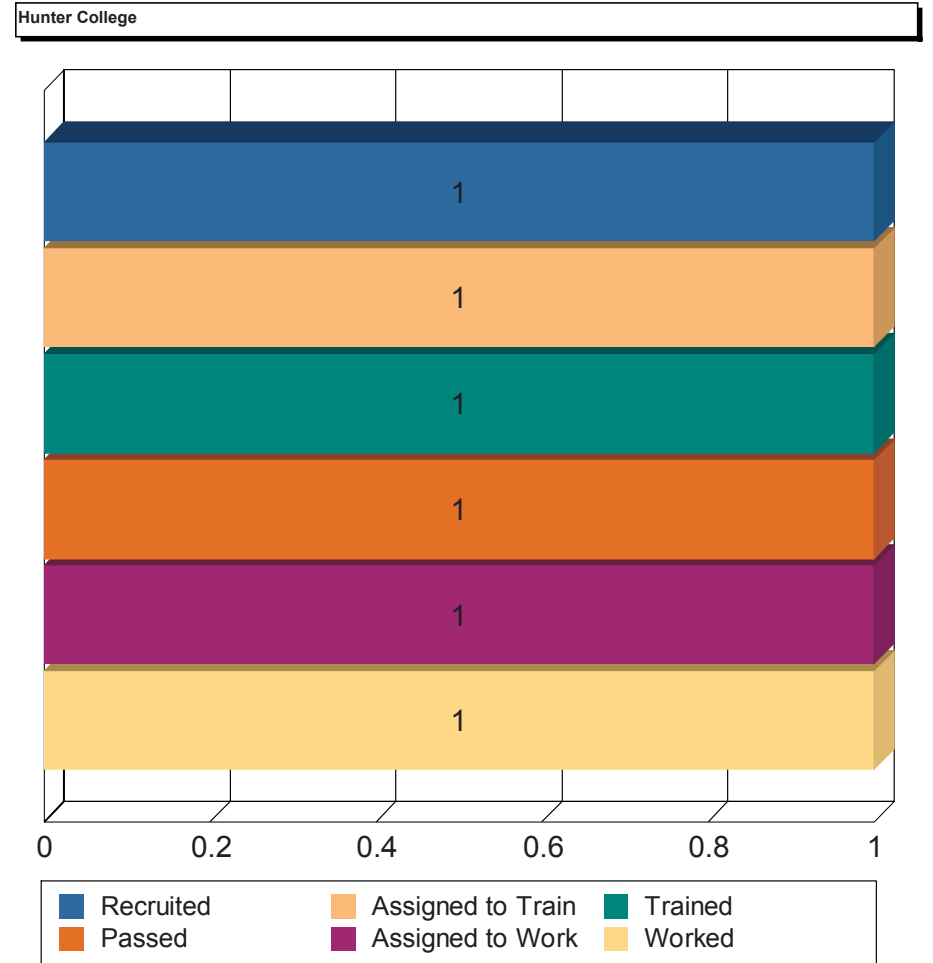
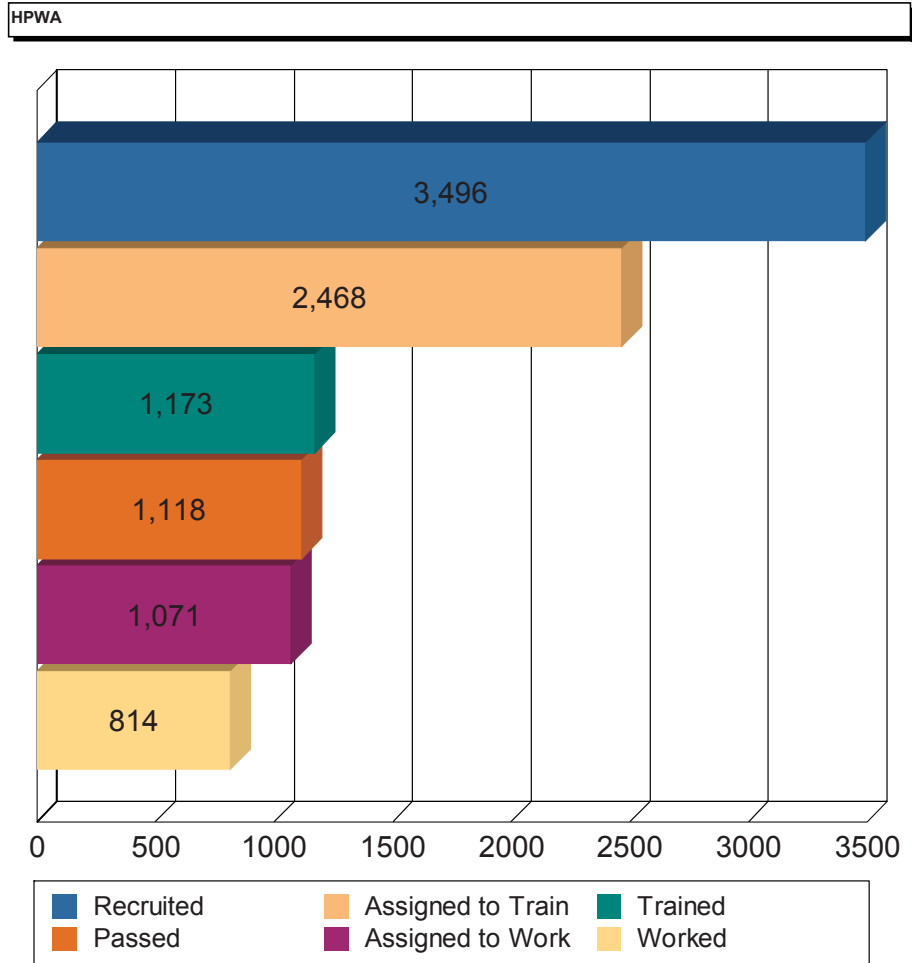
EDOTransDepartment



Event Recruitment Drive (ERD)

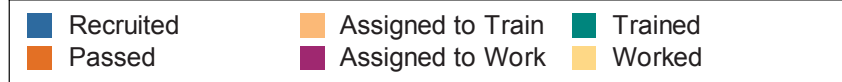
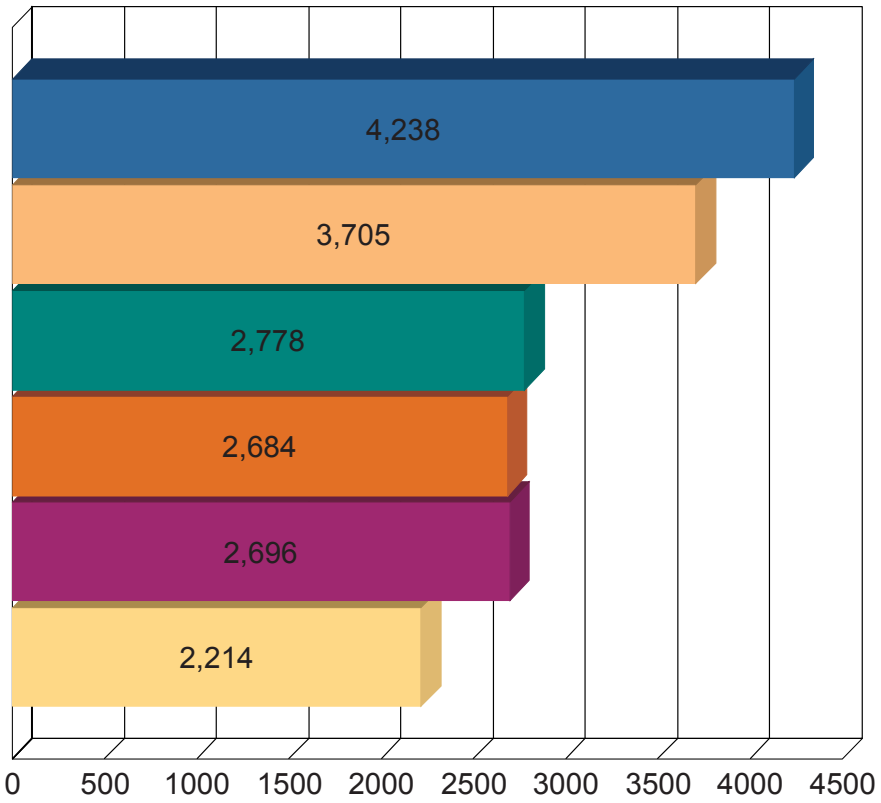


2011 Post Election Analysis Cont'd

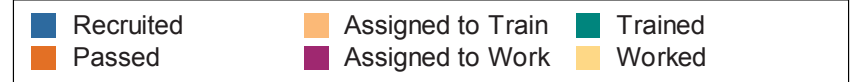
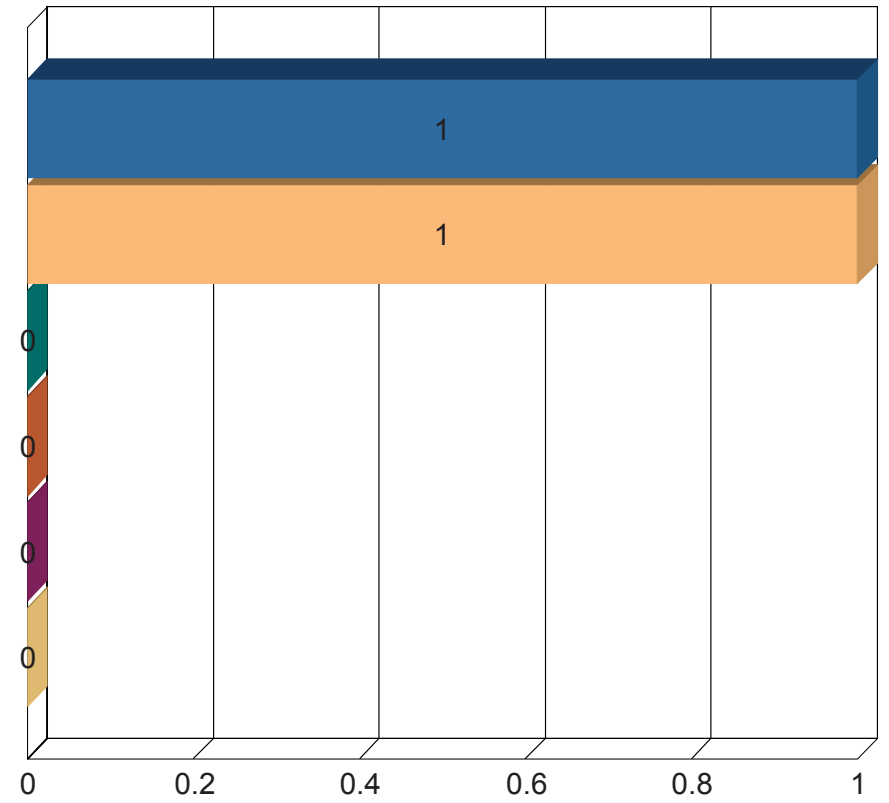


2011 Post Election Analysis *Cont'd*

County Organization

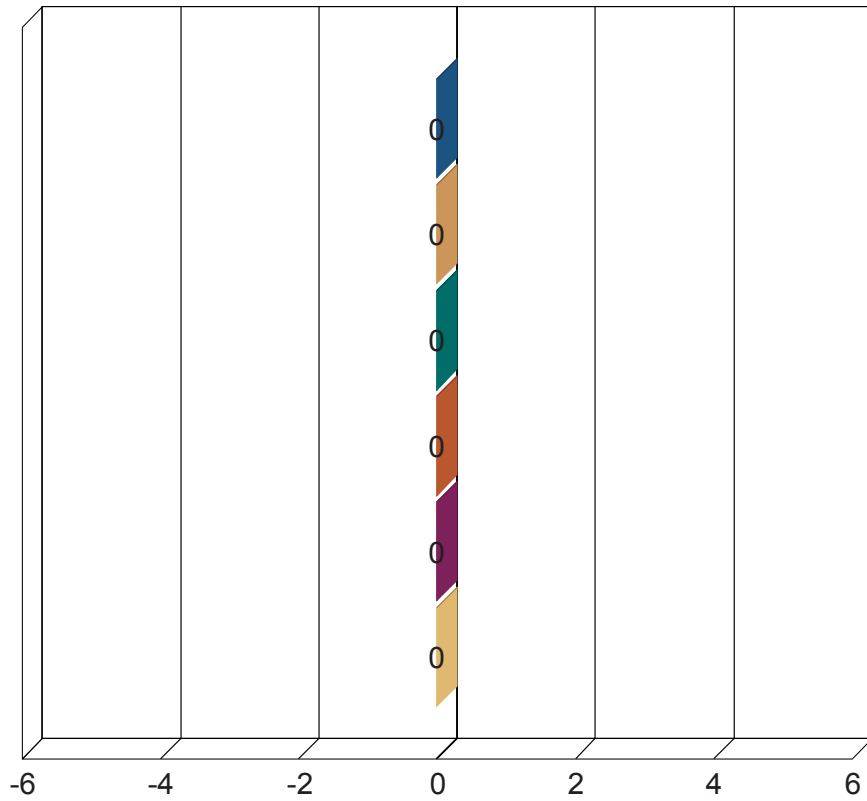


KAVC

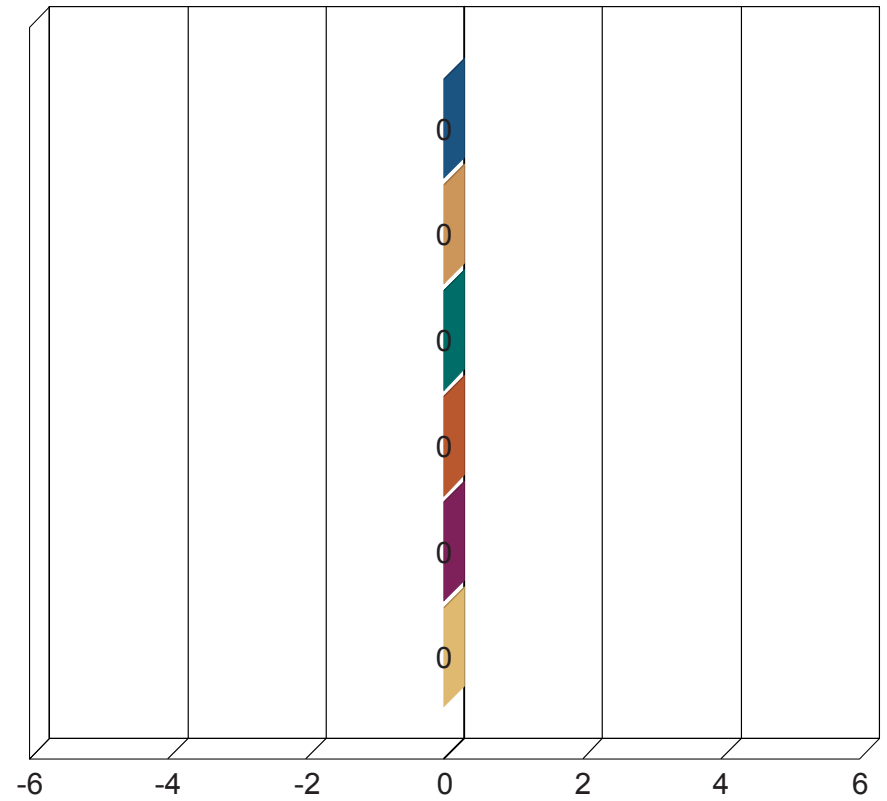


2011 Post Election Analysis Cont'd

LaGuardia Community College



Law Students

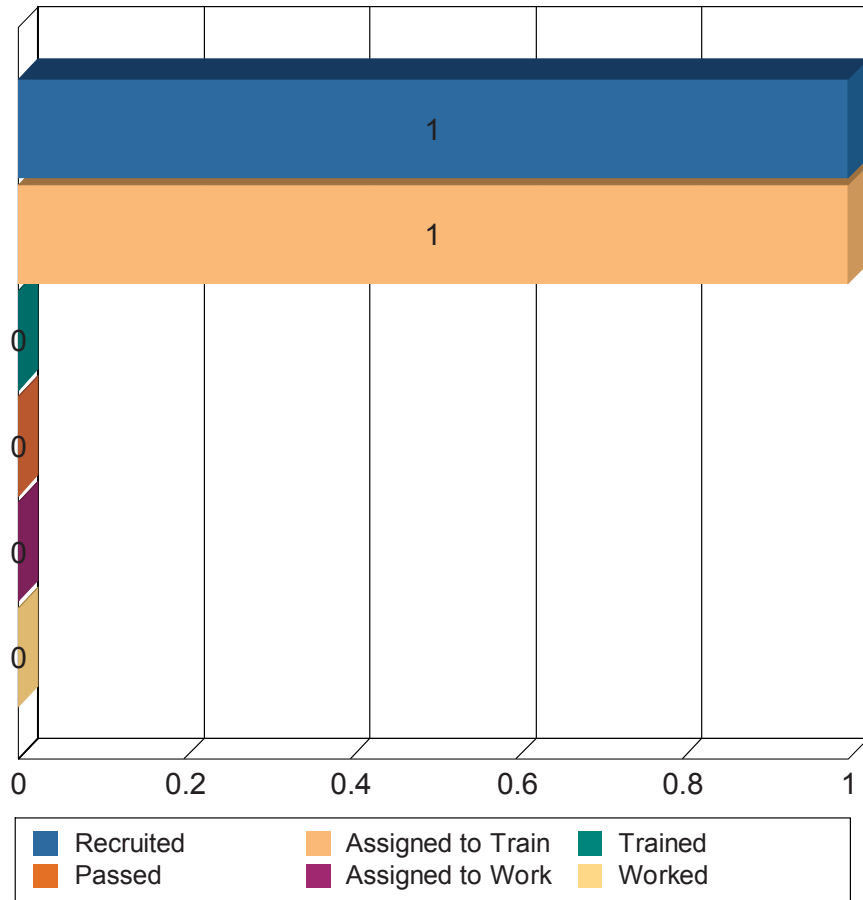


■ Recruited ■ Assigned to Train ■ Trained
■ Passed ■ Assigned to Work ■ Worked

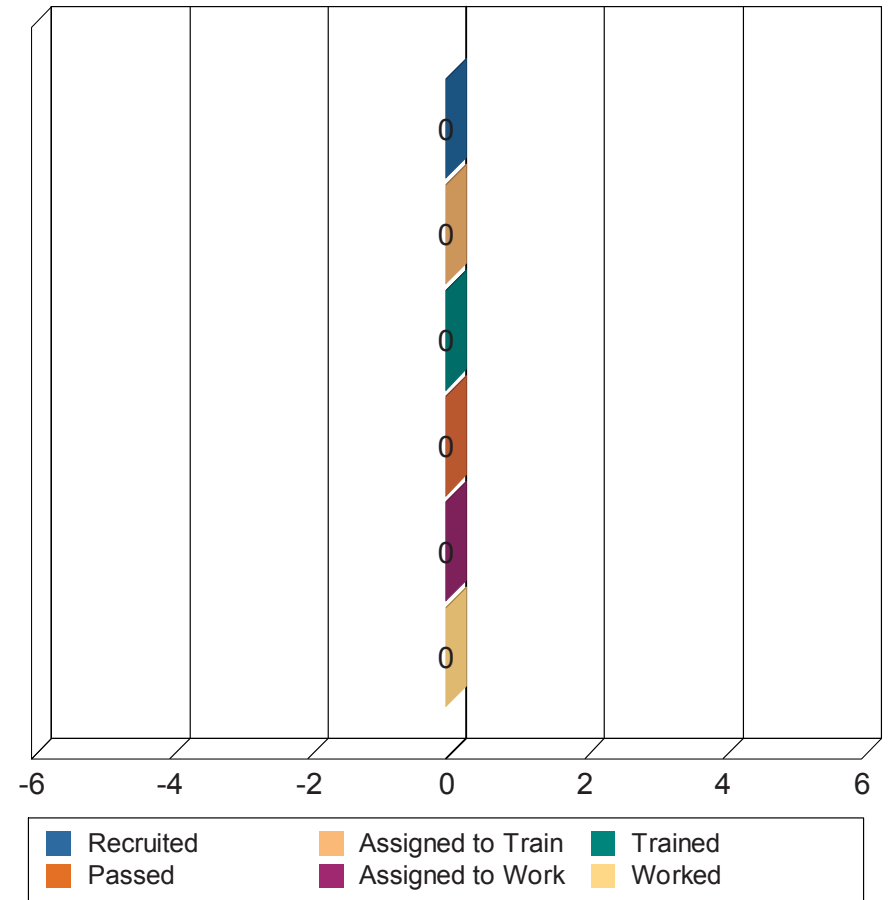
■ Recruited ■ Assigned to Train ■ Trained
■ Passed ■ Assigned to Work ■ Worked

2011 Post Election Analysis Cont'd

MinKwon Center

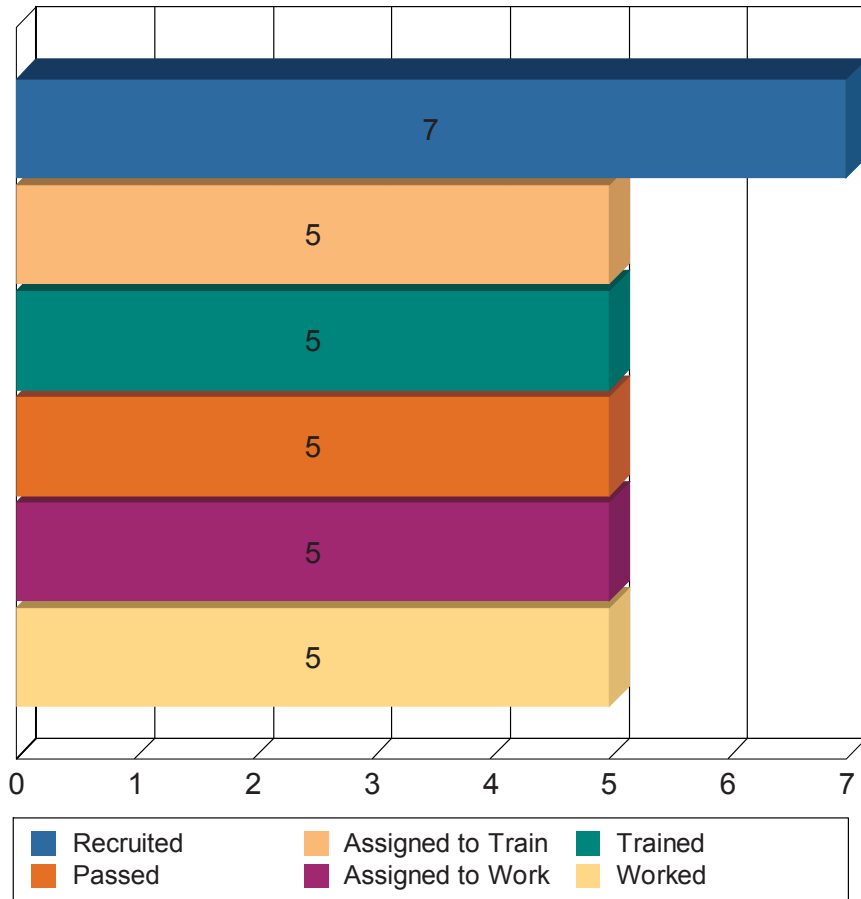


New York Immigration Coalition

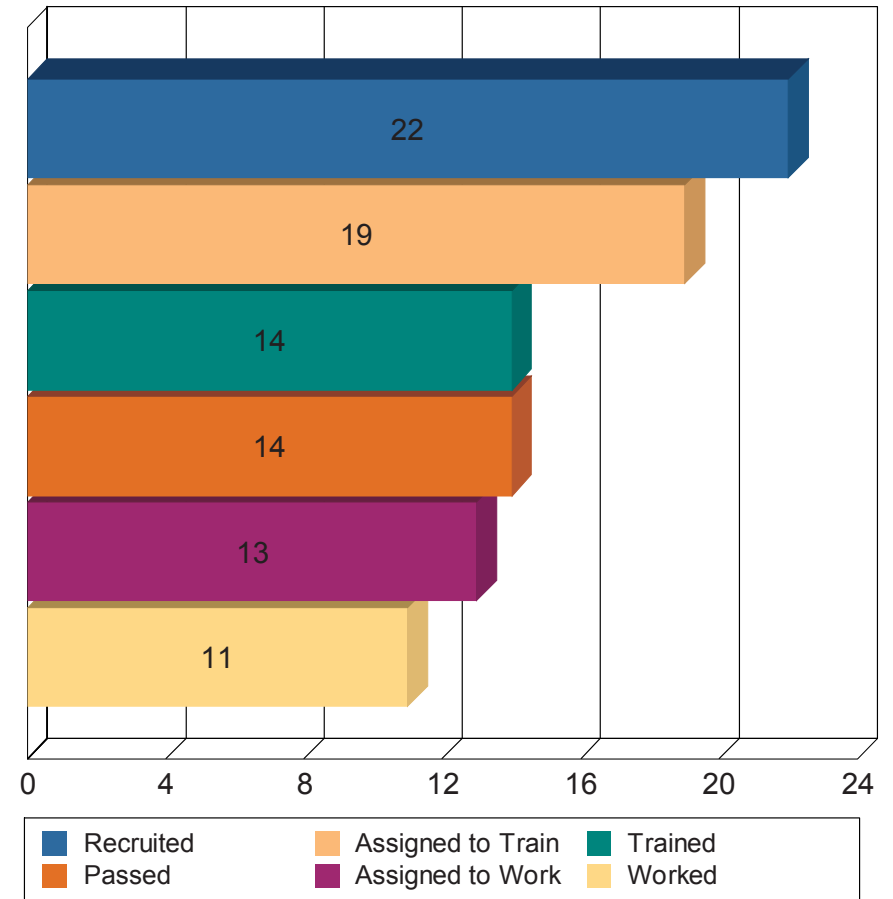


2011 Post Election Analysis Cont'd

News Story (Newspaper, Radio or Television)

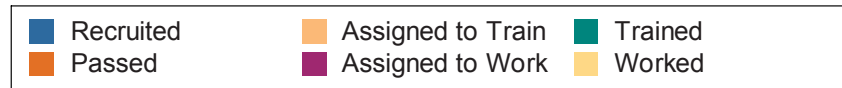
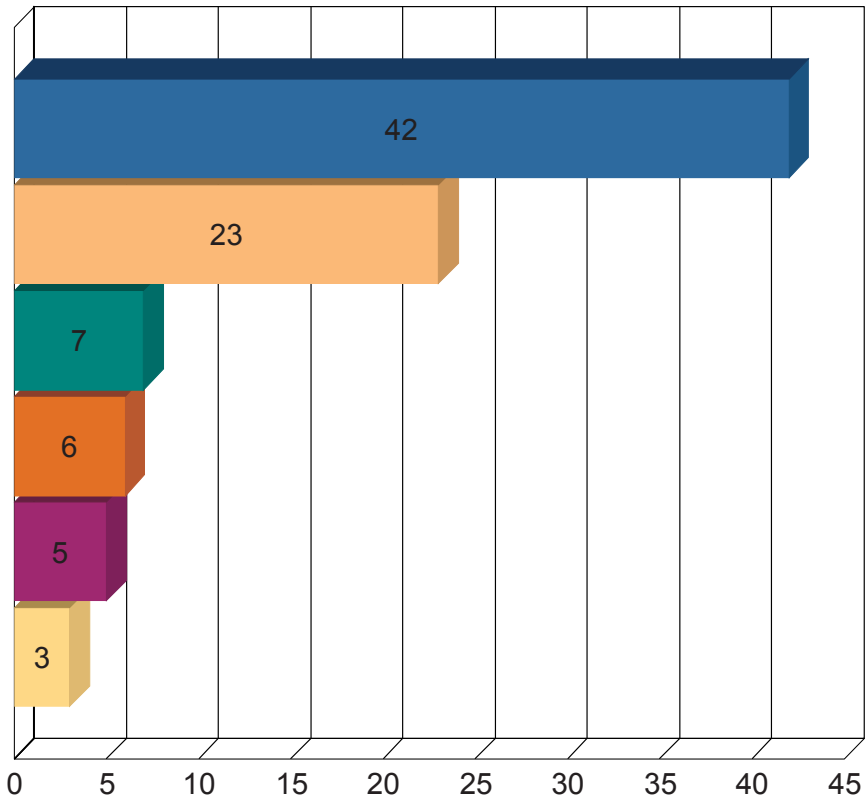


Newspaper Ad

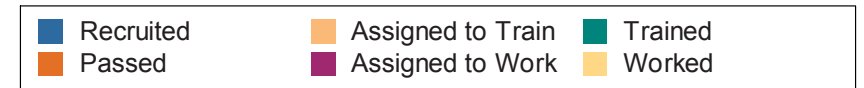
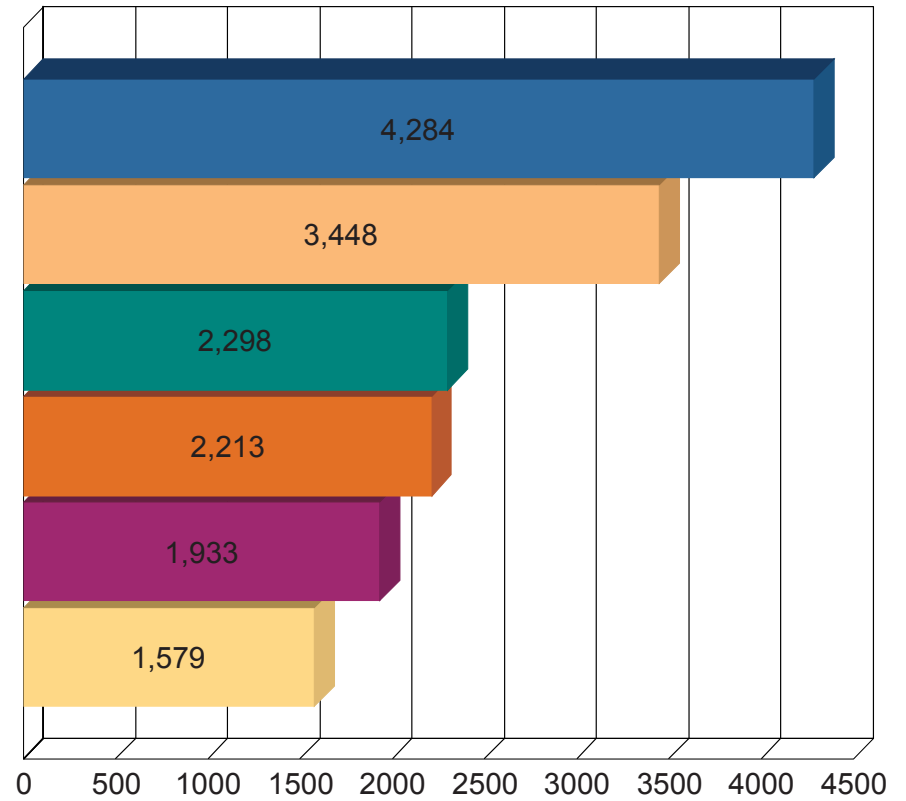


2011 Post Election Analysis *Cont'd*

NYPIRG

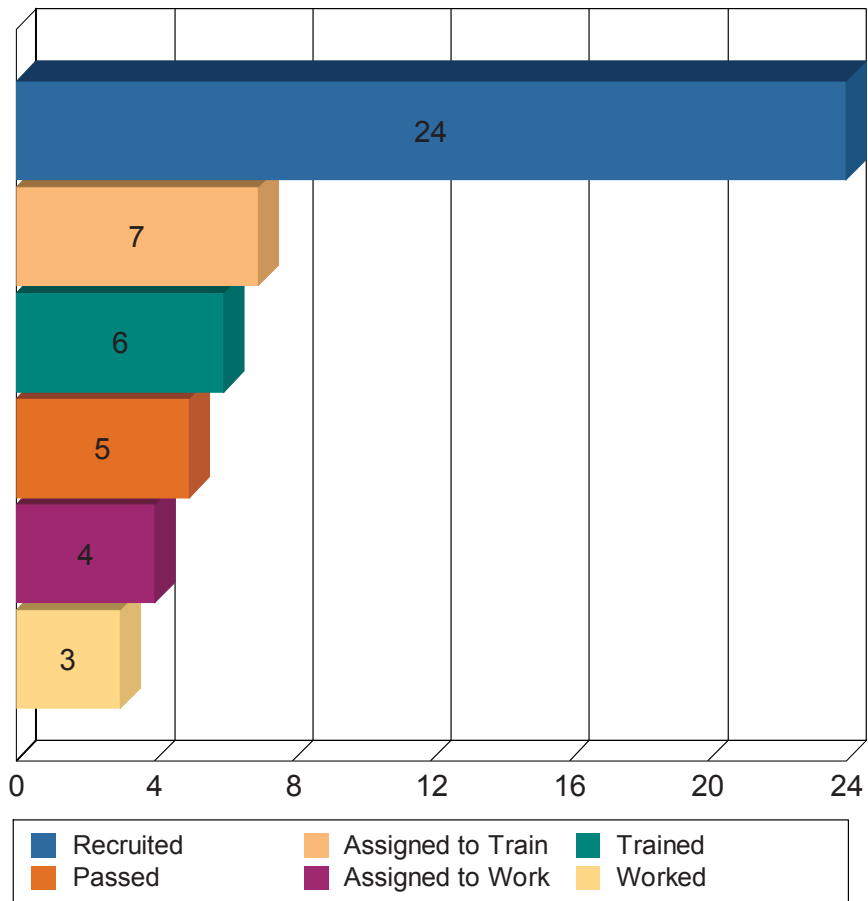


Other

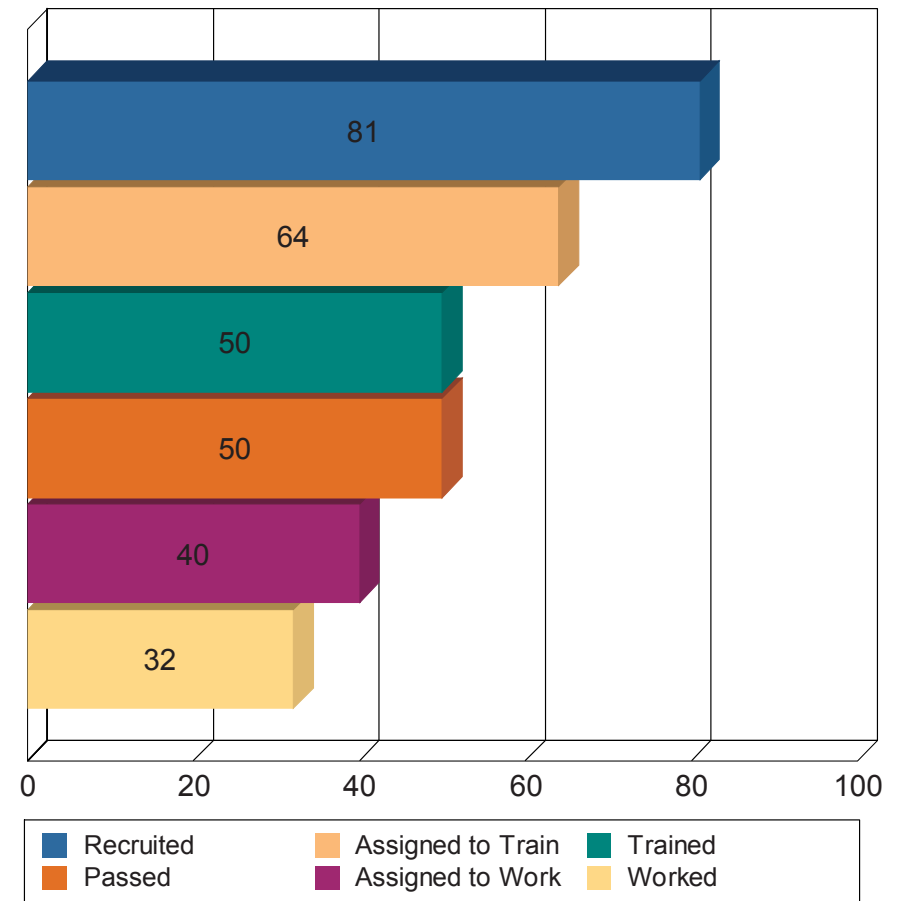


2011 Post Election Analysis Cont'd

Phone Bank

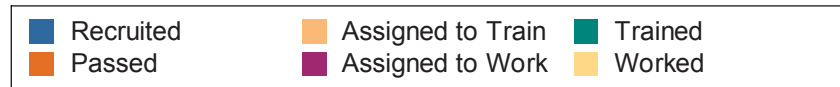
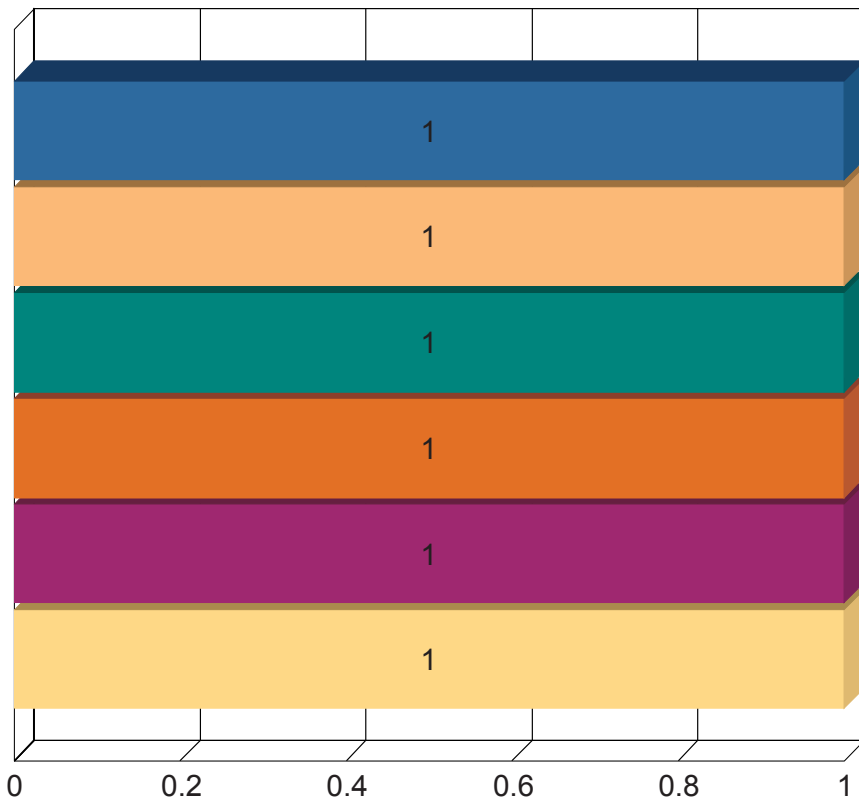


Registration

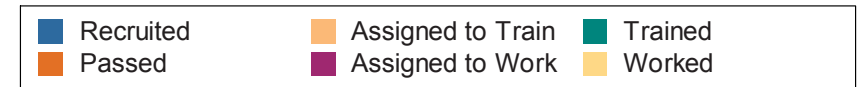
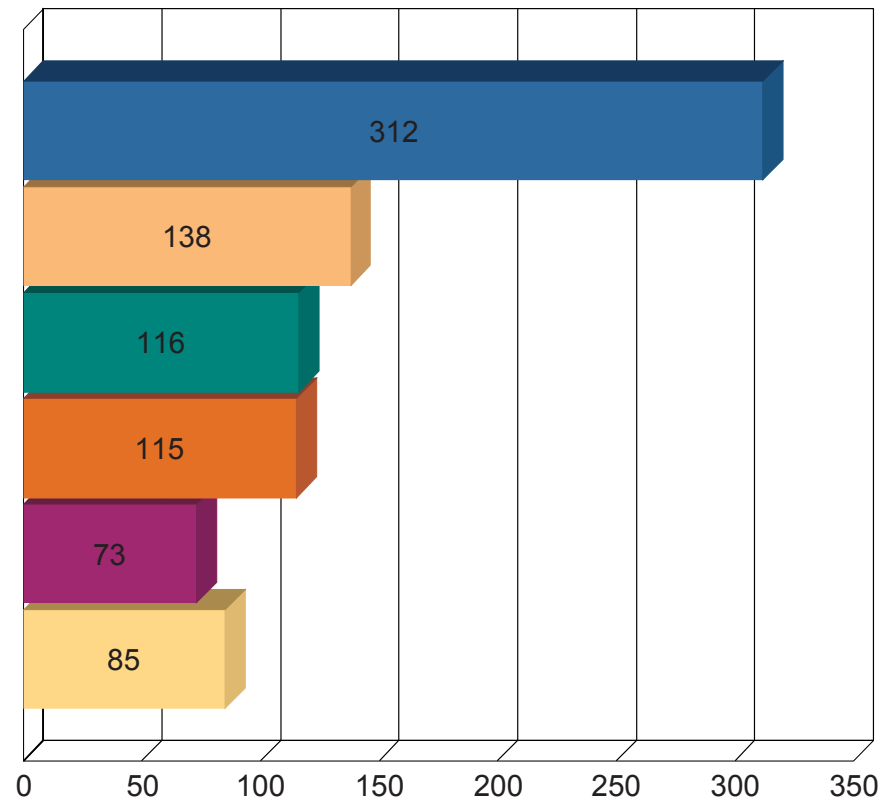


2011 Post Election Analysis Cont'd

Telephone

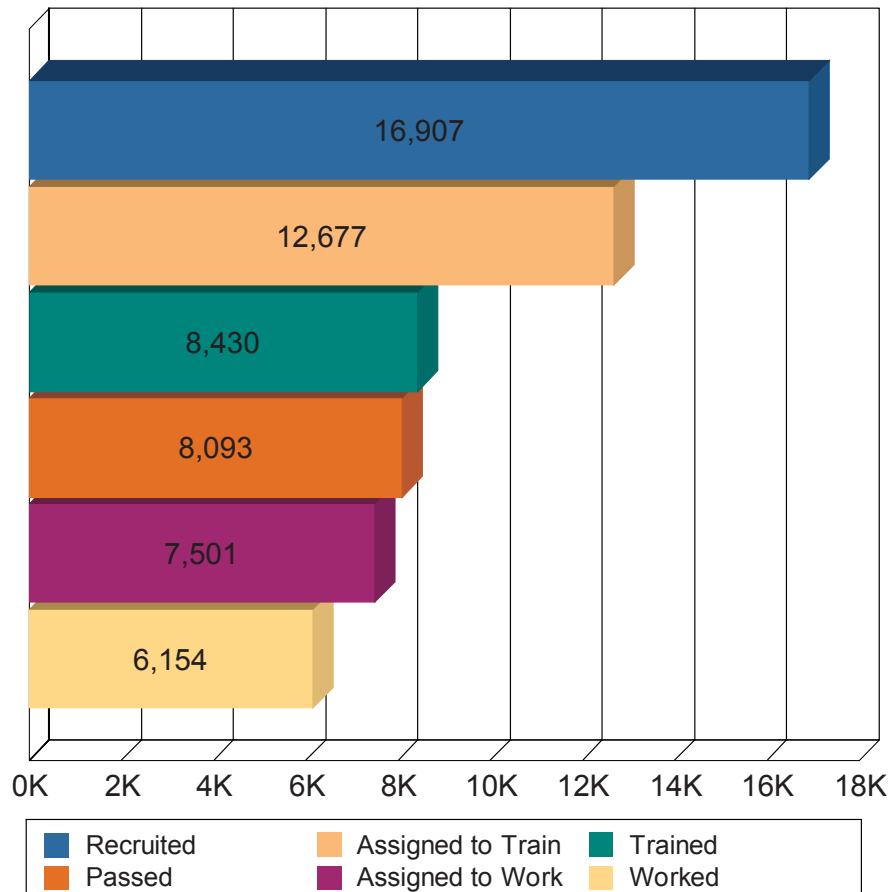


Web Site



2011 Post Election Analysis Cont'd

All Application Sources

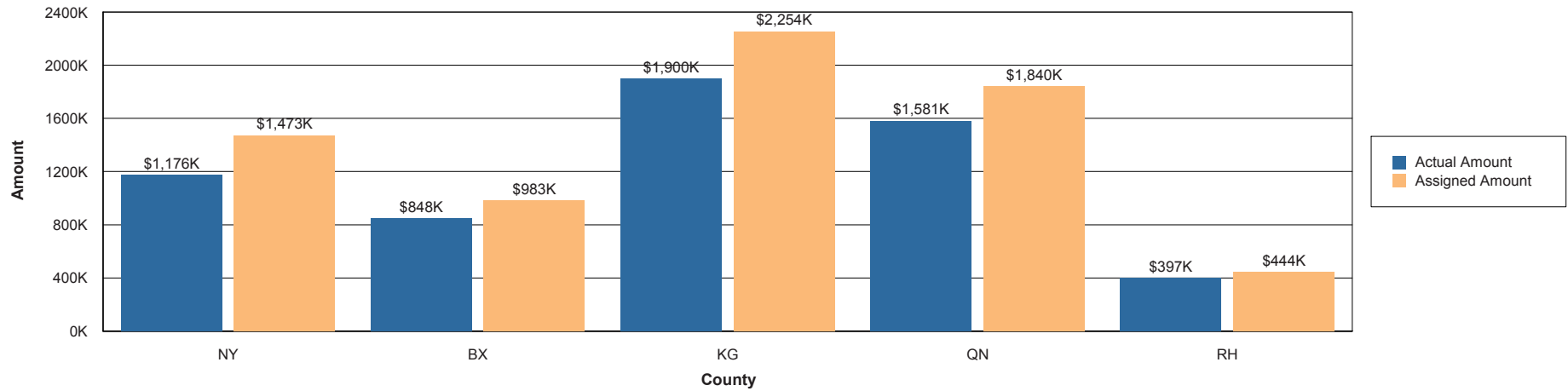


2011 Post Election Analysis Cont'd

ACTUAL VS. ASSIGNED PAYROLL SUMMARY

	<u>ED Count</u>	<u>Actual</u>	<u>Assigned</u>	<u>Diff</u>	<u>% of Asgn.</u>	<u># Assigned</u>	<u># Paid</u>
NY	1,247	\$1,176,005.43	\$1,472,741.00	(\$296,735.57)	79.85%	7,157	5,704
BX	978	\$847,950.33	\$982,734.00	(\$134,783.67)	86.28%	4,718	4,062
KG	2,032	\$1,899,651.49	\$2,254,496.00	(\$354,844.51)	84.26%	10,953	9,228
QN	1,495	\$1,580,649.39	\$1,839,685.00	(\$259,035.61)	85.92%	8,941	7,680
RH	357	\$396,551.99	\$443,771.00	(\$47,219.01)	89.36%	2,161	1,928
	<u>6,109</u>	<u>\$5,900,808.63</u>	<u>\$6,993,427.00</u>	<u>(\$1,092,618.37)</u>	<u>84.38%</u>	<u>33,930</u>	<u>28,602</u>

Actual vs. Assigned by County

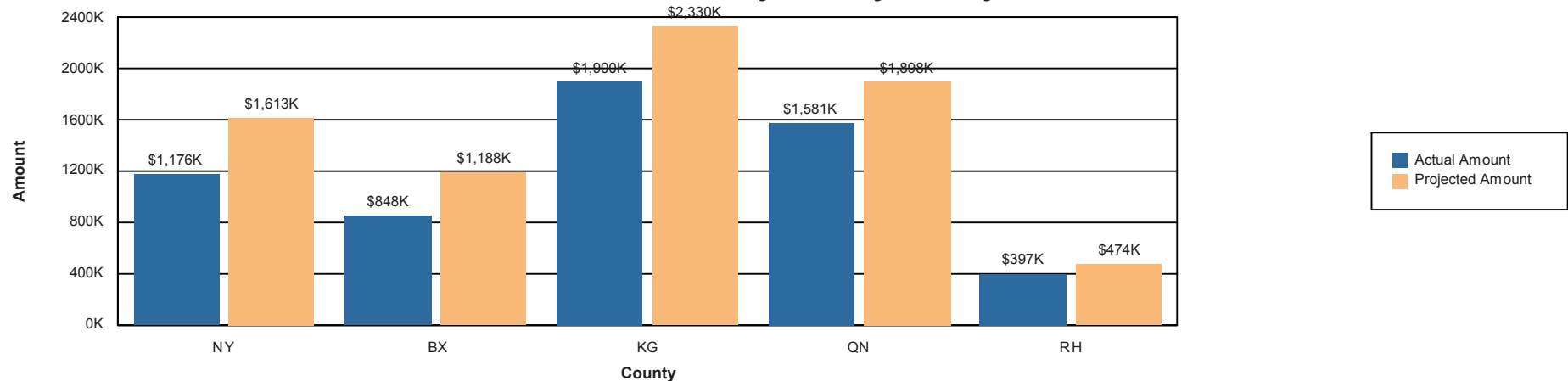


2011 Post Election Analysis Cont'd

ACTUAL VS. PROJECTED PAYROLL SUMMARY

	<u>ED Count</u>	<u>Actual</u>	<u>Projected</u>	<u>Diff</u>	<u>% of Proj.</u>	<u># Positions</u>	<u># Paid</u>
NY	1,247	\$1,176,005.43	\$1,613,441.00	(\$437,435.57)	72.89%	7,860	5,704
BX	978	\$847,950.33	\$1,187,834.00	(\$339,883.67)	71.39%	5,737	4,062
KG	2,032	\$1,899,651.49	\$2,329,596.00	(\$429,944.51)	81.54%	11,310	9,228
QN	1,495	\$1,580,649.39	\$1,897,985.00	(\$317,335.61)	83.28%	9,215	7,680
RH	357	\$396,551.99	\$474,371.00	(\$77,819.01)	83.60%	2,310	1,928
	<u>6,109</u>	<u>\$5,900,808.63</u>	<u>\$7,503,227.00</u>	<u>(\$1,602,418.37)</u>	<u>78.64%</u>	<u>36,432</u>	<u>28,602</u>

Actual vs. Projected by County

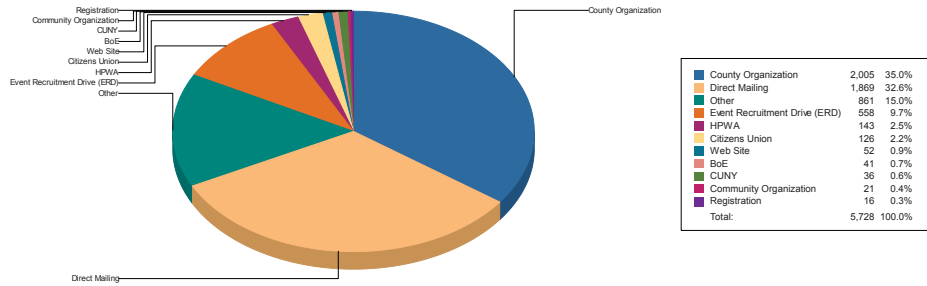


**projections are based on event requirements*

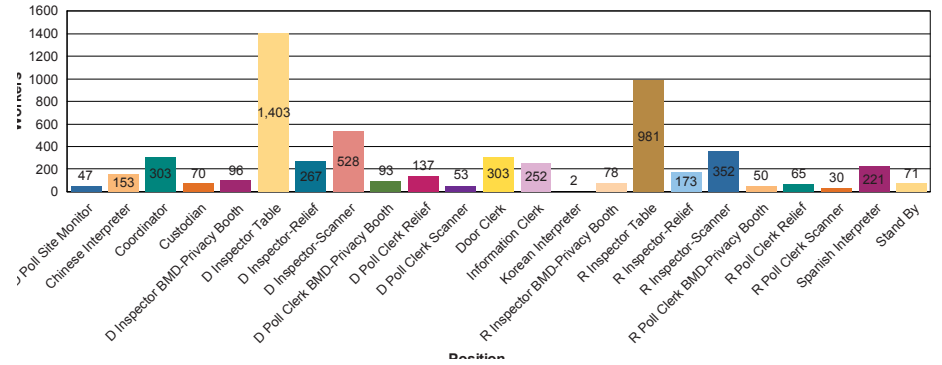
2011 Post Election Analysis Cont'd

POLL WORKER APPLICATION SOURCE STATISTICS (WORK) SUMMARY

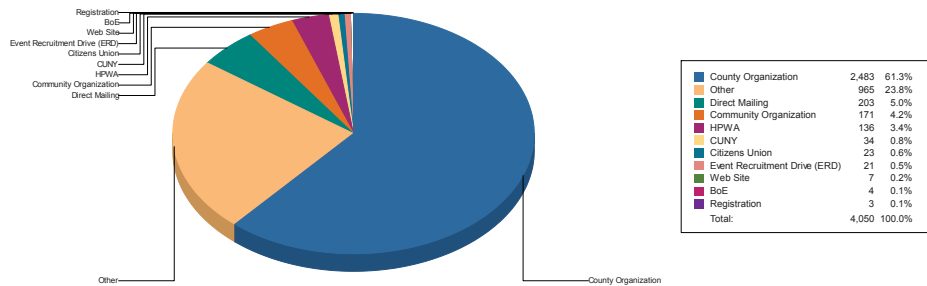
Worked by Application Source



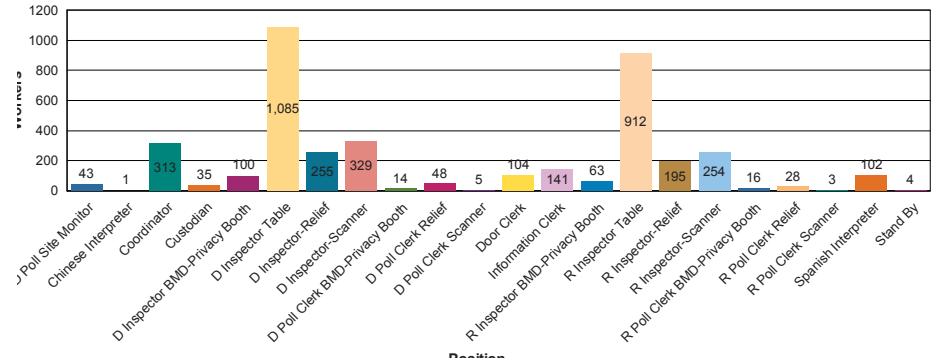
Worked by Position



Worked by Application Source

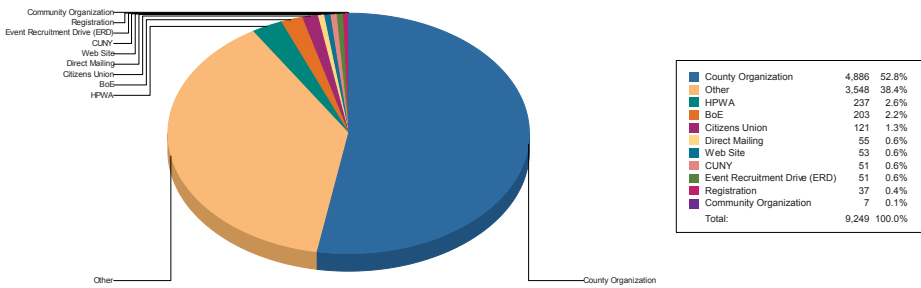


Worked by Position

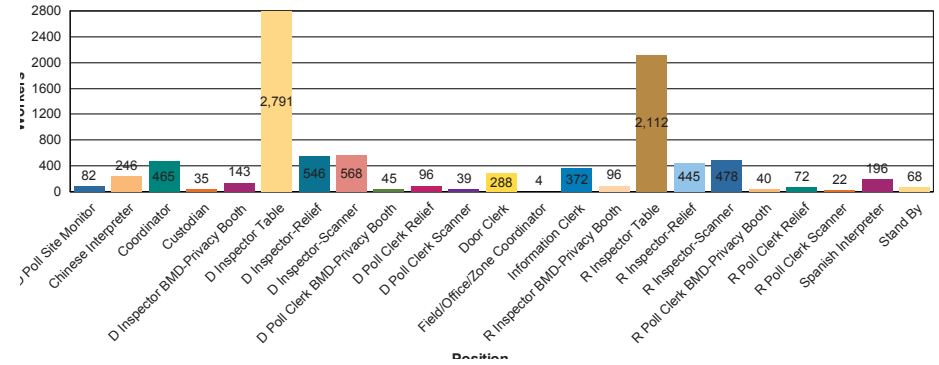


2011 Post Election Analysis Cont'd

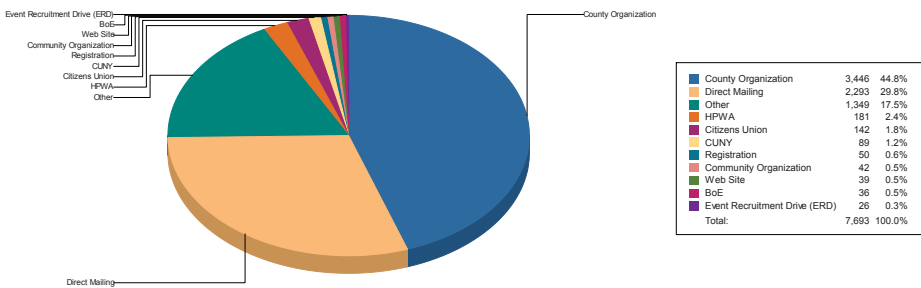
Worked by Application Source



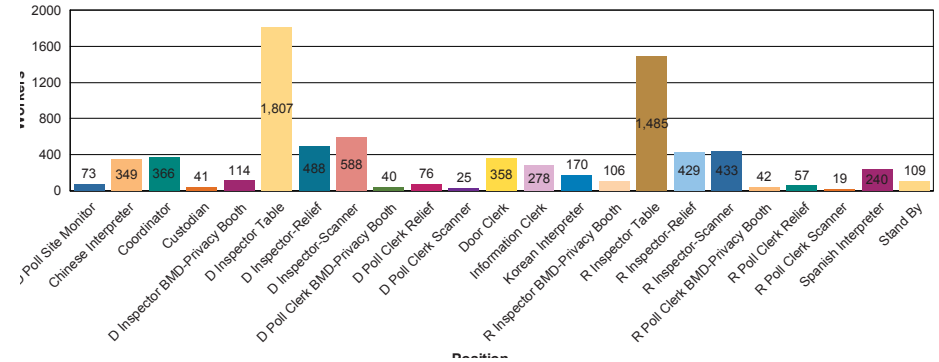
Worked by Position



Worked by Application Source

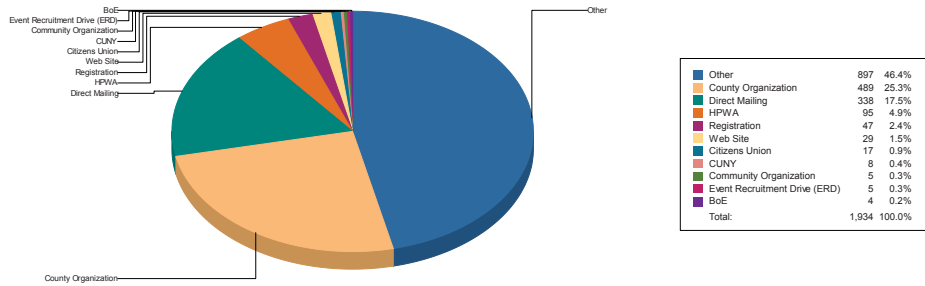


Worked by Position

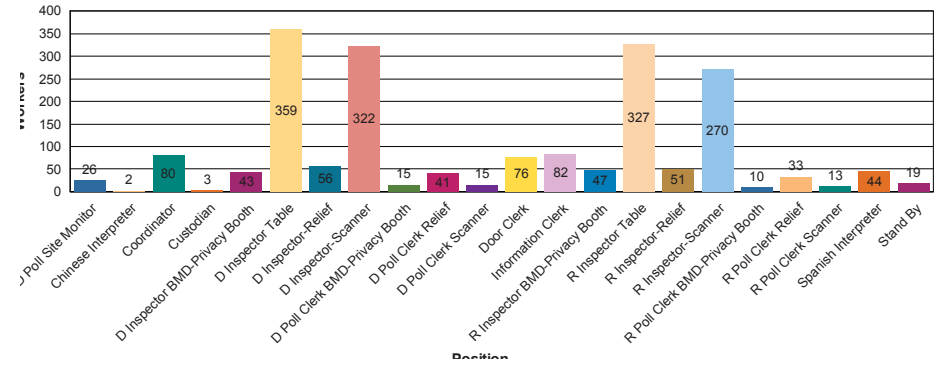


2011 Post Election Analysis Cont'd

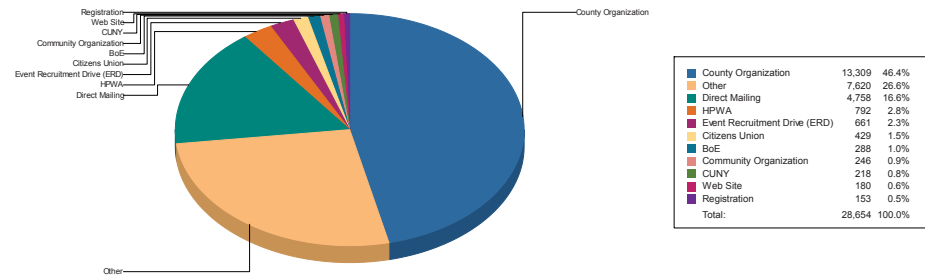
Worked by Application Source



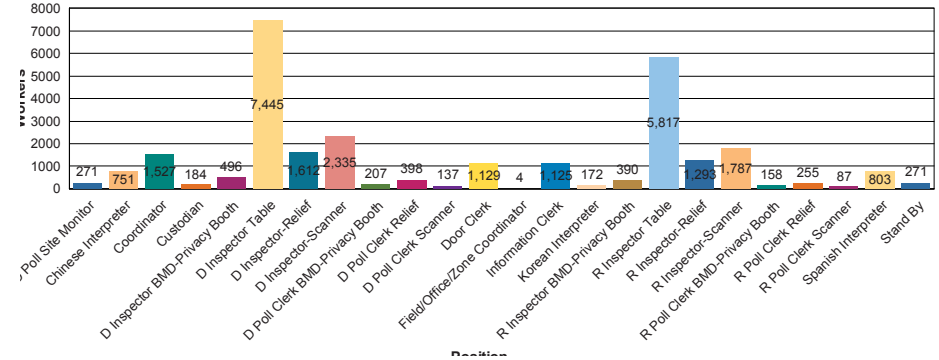
Worked by Position



Worked by Application Source



Worked by Position



General Elections Turnout

	Registered Voters	Voter Turnout	Percentage
1953 Mayor	2,369,858	2,244,146	93%
1957 Mayor	2,442,888	2,224,054	91%
1961 Mayor	3,239,879	2,467,546	76%
1965 Mayor	3,281,689	2,652,451	80%
1969 Mayor	3,026,745	2,458,203	81%
1970 Governor	3,046,373	2,290,020	75%
1971 Judicial	3,068,015	Non-citywide	Non-citywide
1972 President	3,067,749	2,267,237	73%
1973 Mayor	3,565,147	1,790,053	50%
1974 Governor	3,161,656	1,822,567	58%
1975 Judicial	2,912,126	Non-citywide	Non-citywide
1976 President	2,720,105	2,143,345	79%
1977 Mayor	2,887,530	1,486,536	51%
1978 Governor	2,714,331	1,526,574	56%
1979 Judicial	2,237,193	Non-citywide	Non-citywide
1980 President	2,525,464	2,013,164	80%
1981 Mayor	2,345,001	1,305,368	56%
1982 Governor	2,544,394	1,685,956	66%
1983 Judicial	2,489,526	Non-citywide	Non-citywide
1984 President	3,014,459	2,340,181	78%
1985 Mayor	2,842,517	1,170,904	41%
1986 Governor	2,614,470	1,288,842	49%
1987 Judicial	2,514,605	Non-citywide	Non-citywide
1988 President	3,017,013	2,126,418	70%
1989 Mayor	3,183,741	1,899,845	60%
1990 Governor	3,052,259	1,159,134	38%
1991 Council	2,962,958	Non-citywide	Non-citywide
1992 President	3,360,568	2,211,473	66%
1993 Mayor	3,301,683	1,898,437	57%
1994 Governor	3,246,464	1,576,160	48%

General Elections Turnout Cont'd

	Registered Voters	Voter Turnout	Percentage
1995 Judicial	3,151,812	Non-citywide	Non-citywide
1996 President	3,532,348	2,028,013	57%
1997 Mayor	3,514,974	1,409,347	40%
1998 Governor	3,415,858	1,537,010	45%
1999 Judicial	3,426,017	Non-citywide	Non-citywide
2000 President	3,672,265	2,282,944	62%
2001 Mayor	3,715,022	1,520,443	41%
2002 Governor	3,832,437	1,415,095	37%
2003 Council	3,667,266	Non-citywide	Non-citywide
2004 President	4,002,497	2,459,652	61%
2005 Mayor	3,944,831	1,315,360	33.34%
2006 Governor	3,799,353	1,244,874	32.77%
2007 Judicial	3,856,342	Non-citywide	Non-citywide
2008 President	4,119,923	2,615,770	61.45%
2009 Mayor	4,095,561	1,154,802	28.2%
2010 Governor	4,081,567	1,366,982	33.49%
2011 Judicial	3,999,941	184,265	5%

Active Registration Totals by County

Totals as of 11/1/2010

COUNTY	DEMOCRATIC	REPUBLICAN	INDEPENDENCE	CONSERVATIVE	WORKING FAMILIES	OTHER	BLANK	TOTAL
NEW YORK	647,917	94,130	26,407	1,675	1,622	1,971	160,842	934,564
BRONX	475,507	42,053	12,062	2,912	2,389	398	82,831	618,152
KINGS	890,080	114,671	25,590	4,182	4,202	2,225	202,087	1,243,037
QUEENS	673,306	130,738	23,923	5,767	2,720	1,204	192,784	1,030,442
RICHMOND	117,298	75,316	7,745	4,107	929	295	49,682	255,372
CITYWIDE	2,804,108	456,908	95,727	18,643	11,862	6,093	688,226	4,081,567

In Memoriam



Former Commissioner
MARY ANN YENNELLA
July 3, 1940 — February 23, 2012

Prepared Under The Direction of
Valerie Vazquez, Director of Communications and the Commissioners of Elections

Board of Elections in The City of New York
Executive Office, 32 Broadway, New York, NY 10004-1609
www.vote.nyc.ny.us
866-VOTE-NYC

Commissioners of Elections

Juan Carlos “J.C.” Polanco, President
Gregory C. Soumas, Secretary

Jose Miguel Araujo
Naomi Barrera
Julie Dent
Maria R. Guastella

Nancy Mottola-Schacher
John Peter “JP” Sipp
Judith D. Stupp
Fredric M. Umame